

University  
of  
Maryland  
COLLEGE PARK CAMPUS



## 1984-85 Maryland Basketball Schedule

Date	Day	Opponent	Site	Time
Nov.	12 Mon.	Athletes in Action	College Park, MD	8:00
	* 23-25 Fri.	Great Alaskan Shootout	Anchorage, AK	6:40 (AST)
		Sat. (Alabama-Birmingham),		
		Sun. Illinois, Tennessee, Oregon, Idaho State Kansas, Maryland, Alaska		
Dec.	1 Sat.	West Virginia	College Park, MD	8:00
	5 Wed.	Cleveland State	College Park, MD	8:00
	8 Sat.	Alabama (Tuscaloosa)	Birmingham, AL	7:30 (CST)
	11 Tues.	Ohio State	College Park, MD	8:00
	13 Thurs.	U.M.E.S.	College Park, MD	8:00
	22 Sat.	Loyola (Baltimore)	Baltimore, MD	8:00
	25-28 Tu.-Fri.	The Rainbow Classic	Honolulu, HI	
	# 25 Tues.	Maryland vs Iowa		6:40 (HST)
		Hawaii vs Cornell		8:40 (HST)
	26 Wed.	Washington vs Iowa State		6:40 (HST)
		Arkansas vs Georgia Tech		8:40 (HST)
	27 Thurs.	Four Second Round		TBA
		Games		
	28 Fri.	Four Games, with Cham- pionship Final Game		8:40 (HST)
Jan.	2 Wed.	N.C. State	College Park, MD	9:00
	5 Sat.	Dayton	Dayton, OH	8:00
	9 Wed.	North Carolina	Chapel Hill, NC	8:00
	14 Mon.	Duke	College Park, MD	8:00
	16 Wed.	Clemson	College Park, MD	8:00
	19 Sat.	Nevada Las Vegas	Las Vegas, NV	3:00 (PST)
	21 Mon.	Holy Cross	College Park, MD	8:00
	26 Sat.	Notre Dame	College Park, MD	1:00
	27 Sun.	Villanova	College Park, MD	2:30
	30 Wed.	Virginia	College Park, MD	8:00
Feb.	2 Sat.	Georgia Tech	College Park, MD	1:30
	4 Mon.	Old Dominion	College Park, MD	8:00
	6 Wed.	Wake Forest	Winston-Salem, NC	7:30
	9 Sat.	Duke	Durham, NC	1:30
	13 Wed.	North Carolina	College Park, MD	9:00
	17 Sun.	Clemson	Clemson, SC	1:30
	19 Tues.	Georgia Tech	Atlanta, GA	9:00
	21 Thurs.	Towson State	College Park, MD	8:00
	24 Sun.	Wake Forest	College Park, MD	1:30
	27 Wed.	N.C. State	Raleigh, NC	7:30
Mar.	3 Sun.	Virginia	Charlottesville, VA	1:30
	8-10	ACC Tournament	Atlanta, GA	
		Fri.-Sun.		

\* Maryland will open the season playing KANSAS in the opening game of the GREAT ALASKAN SHOOTOUT, November 23, 4:00 PM, Alaska Time, 8:00 PM, EST.

# Maryland will play IOWA in the first game of the RAINBOW CLASSIC, Christmas Day, at 6:40 Hawaiian Time, 11:40, EST.

## Maryland At A Glance

**Location**  
College Park, MD 20740

**Athletic Dept.**  
Cole Field House

**President**  
Dr. John S. Toll

**Chancellor**  
Dr. John Slaughter

**Enrollment**  
29,510 Full Time  
Undergraduates

**Athletic Director**  
Richard M. "Dick" Dull

**Faculty Chairman —  
Athletics**  
Dr. Charles Taff

**Conference**  
Atlantic Coast

**Basketball Arena**  
Cole Field House — 14,500

**Nickname**  
Terrapins, Terps

**Colors**  
Red, White, Black & Gold

**Team Physician**  
Dr. Stanford A. Lavine

**Head Basketball Coach**  
Charles "Lefty" Driesell

**Head Trainer**  
J. J. Bush

**Basketball Trainer**  
Miko Bernardo

**Sports Information  
Director**  
Jack Zane

**Sports Promotion Director**  
Alex Isherwood

**Office Telephones  
Director of Athletics**  
(301) 454-4705

**Basketball Office**  
(301) 454-2126

**Athletic Ticket Office**  
(301) 454-2121

**Sports Information Office**  
(301) 454-2123

**Sports Promotion Office**  
(301) 454-4687

# The Terps on ACC Television



Day	Date	Opponent	Time (EST)
Wed.	Jan. 2	North Carolina State at Cole	9:00 P.M.
Wed.	9	at North Carolina	8:00 P.M.
Sat.	Feb. 2	Georgia Tech at Cole	3:30 P.M.
Sat.	9	at Duke	3:00 P.M.
Wed.	13	North Carolina at Cole	9:00 P.M.
Sun.	17	at Clemson	1:30 P.M.
Tue.	19	at Georgia Tech	9:00 P.M.
Sun.	24	Wake Forest at Cole	1:30 P.M.
Sun.	Mar. 3	at Virginia	1:30 P.M.
Fri.	8	ACC Tournament at Atlanta, Ga.	12 and 4:30 P.M. 7 and 11:00 P.M.
	9	ACC Tournament at Atlanta, Ga.	1:30 and 6:00 P.M.
	10	ACC Championship Game at Atlanta, Ga.	1:00 P.M.

The ACC Basketball Telecasts are presented by the RAYCOM/JEFFERSON Productions, Charlotte, NC.

## ON NBC-TV NETWORK

Sat.	Jan. 19	at Nevada Las Vegas	3:00 P.M.
Sun.	27	Villanova at Cole	2:00 P.M.

**SPORTS INFORMATION OFFICES:** The Sports Information Offices are located in Cole Field House in the far right hand corner of the building, room 1145.

**MAILING ADDRESS:** The mailing address for the Maryland Office of Sports Information is:

Sports Information Office  
University of Maryland  
P.O. Box 295  
College Park, Maryland 20740

The University of Maryland actively subscribes to a policy of equal educational and employment opportunity. The University of Maryland is required by Title IX of the Educational Amendments of 1972 not to discriminate on the basis of sex in admission, treatment of students, or employment.

*MARYLAND BASKETBALL: Printed by University of Maryland Printing Department.*

*Color separations by Sun Crown.*


*Photo's provided by Larry Crouse, University Photos; Matt Wascavage, The Diamondback; Brian Lewis; Greensboro, NC, Daily News.*

*Cover by Larry Crouse, University Photos.*

## Contents

Athletic Director	
Dick Dull .....	2
The Staff	
Head Coach	
Lefty Driesell .....	3-5
Assistant Coaches .....	6
Basketball Staff .....	26
Cole Field House .....	71
The Players .....	9-24
Records .....	44-46; 54-56
All-Time Scores .....	57-61
Awards .....	50-52
Opponents Information .....	30-40
Administration	
President Toll .....	65
Chancellor Slaughter .....	65
Athletic Dept. Staff .....	66-69
Voice of the Terps,	
Ron Menchine .....	70
Radio Network .....	70
Hotel Directory .....	70
Lefty's All-Americans and Pros .....	79-80
Terrapin Notes .....	81-82
Driesell Era in College Park .....	47-49
Terp Olympians .....	71
Roster — Team Picture .....	7
Results, 1982-83 .....	27-29
Media Information .....	83
High School Coaches .....	25

## *Richard Michael "Dick" Dull* *Director of Athletics*



Dick Dull is the chief administrator of an extremely successful Department of Intercollegiate Athletics. In his three years as the Director of Athletics the department has not only been successful in intercollegiate competition but has been financially stable operating in the black all three years.

Dull spent his first Christmas as Director of Athletics searching the nation for a Head Football Coach. His second Christmas on the job was spent in Hawaii as Bobby Ross took the Terps to the initial Aloha Bowl for a Christmas Day game against Washington. He was able to relax while celebrating the third as he had just returned with Ross and the football team from the Florida Citrus Bowl.

He has the responsibility for a self supporting department of the University with a six million dollar budget. In addition to supporting 22 varsity teams the department is responsible for the operation and maintenance of an 18 hole golf course and driving range. Other facilities the department is responsible for include Cole Field House, Byrd Stadium, Shipley Field, two football practice fields and an artificial turf all-purpose practice field. In addition there are facilities for Intercollegiate Soccer and Lacrosse, Women's Field Hockey and Lacrosse and Tennis courts for men and women. The department has over 90 employees.

In 1983-84 the Terrapins won the ACC Championship in both football and basketball and the basketball team landed a berth in the NCAA Championships for the second consecutive year. The women's basketball team made their third consecutive trip to the NCAA Championships and the women's lacrosse team played in the National Championship game.

While looking ahead to another successful year in 1984-85 Dull has resisted attempts by several major universities to lure him from College Park. At 39 he has become recognized as one of the top administrators in intercollegiate athletics.

Dull assumed the duties of Director of Athletics on August 1, 1981. He was appointed by the Board of Regents on June 19, 1981.

He was well qualified for the position taking over a department that he had worked his way through, beginning as a student athlete in 1964.

Despite rising prices, especially in the areas of equipment, medical care, insurance, travel and scholarships and competition for the entertainment dollar, he has maintained financial solvency.

The outlook for 1983-84 is bright. An aggressive promotional program, successful fund raising program, successful recruiting ventures and exciting competition against the best teams available all contribute to expectations for another year of national rankings and a balanced budget.

Since joining the Maryland Athletic Department Dull's duties have encompassed everything from coaching on the field to scheduling, supervision and administration of all non-revenue sports, serving as liaison with the Office of Financial Aid, supervision and administration of the Business Office of Intercollegiate Athletics and he re-organized the former Department of Women's Intercollegiate Athletics into the Office of Non-Revenue Sports.

Since taking over as Athletic Director he has re-organized the promotions department and initiated new Athletic Department publications designed to whet the appetite of sports fans and athletes interested in Maryland athletics.

He initially came to Maryland as a student-athlete from Biglerville High in Pennsylvania. He received his Bachelor of Arts as a Political Science major in 1967 and then moved on to the Maryland School of Law.

He received his Doctor of Laws in 1971 and the experience gained as an Attorney at Law for four years contributed to his success and perseverance throughout the past three years.

As an undergraduate he was a champion javelin thrower for the Maryland Track and Field team. His best competitive throw was 251 feet.

He was Pennsylvania High School Champion in 1961, the Pennsylvania Jaycee State Champion in 1963 and the PIAA State runner-up in 1963. In 1965 he was the National Junior AAU Champion.

Among his many titles won while at Maryland are ACC Champion, Penn Relay Champion, and ACC-SEC Champion. He also placed eighth in the National AAU Championships and the NCAA Championships.

As a javelin coach he produced two ACC Champions and an All-American, while also handling the academic affairs and administration of the Track team.

His Bar memberships include the Court of Appeals of Maryland and the Federal Court for District of Maryland.

He served from June 1971 to June 1973 as Attorney at Law. Legal Aid Bureau in Baltimore, Maryland and from June 1973 to January 1975 as Attorney at law with the University of Southern California, National Senior Citizens Law Center. While with USC he served for a period as the Acting Director of the Washington office.

His hobbies include photography, fishing and motor sports. He was born on July 1, 1945.

## CHARLES G. "LEFTY" DRIESELL



"He finally won it and no one deserves it more than my Dad," exclaimed 23-year-old Pam Driesell after her Father had won his first ACC championship trophy after 15 tournament tries for it.

Five times he coached teams to the ACC championship game. Five times he lost — by 9 points, then 2, 3, 1 and 1 again. No coach in conference history had ever been left at the altar so many times. One of his defeats, a 103-100 overtime loss to national champion bound North Carolina State, even became known as the greatest ACC game ever played.

**Sunday, March 10, 1984, Greensboro Coliseum,  
Greensboro, NC  
ACC CHAMPIONSHIP  
MARYLAND — 74 DUKE — 62 — "AMEN!"**

With the ACC Championship trophy proudly displayed in his office and another top 10 national ranking etched in the record books, Driesell enters a milestone of sorts as he entertains his silver anniversary 25th year as a college coach this season, 15 at Maryland and 9 at Davidson. The

"shootout" for his quest of a second straight ACC title and seventh NCAA participation with the Terps begins as Maryland opens the season in the Great Alaskan Shoot-out tournament in Anchorage, Alaska, November 23-25, drawing Kansas for the opening game.

Driesell, this season, could realize another monumental coaching milestone. If and when the Terps win a 20th game, it will be his 500th career victory. His 24-year mark reads 480 wins and only 199 losses for a 71% winning margin. This is 20.0 average wins a season. His 15-year total at the Maryland helm is 304 victories and 133 losses, a winning percentage of 70. This is 20.3 average wins a season. With the 1984-85 schedule surely the most ambitious in the 61-year history of Maryland basketball, the Terps will play a minimum 34 games. The 500th win is a goal Lefty and his team will be "shooting" for. His 15-year record indicates it could happen since the Terps have won 20 or more games in 9 of the 15 years.

Going into this season, Driesell remains No. 2 among major-college basketball coaches in winning percentage .710, with his 480-198, 24-year record. His fellow ACC coach, North Carolina's Dean Smith is ranked No. 1.

In his 15 years at Maryland, his teams have been invited to play in either the NCAA playoffs or the NIT, 14 of those 15 years. He has been in the NCAA championship tournament nine times with a 12-10 record. His Davidson teams reached the East Regional Championship game twice, 1968 and 1969. The Terrapins played in the 1975 Midwest Regional title game.

Six of nine NCAA tournament losses came to teams who were in the final four. His Terps lost to National Champion Indiana in 1981, and to runner-up Houston in 1983. Louisville (3rd) and Providence (4th) defeated the Terps in 1975 and 1974. His Davidson teams lost to runner-up North Carolina in 1968 and again to the fourth place Tar Heels in 1969 (ironically, a 2-point loss in the Terps' Cole Field House).

The 1984 Terrapins played 21 regular season games against teams selected for post-season play and all seven regular season losses (five in the ACC) came to teams in post-season play.

Maryland had only one nationally ranked team in the history of Maryland basketball (1958), ironically the first and last Terrapin ACC championship until last year. The '58 team won 20 games and was ranked 6th nationally. No other team in the history of Maryland basketball since then had ever won 20 games or was nationally ranked until the Driesell era came to the horizon in 1969. Lefty has had five teams ranked in the final "Top Ten": 8th in 1973; 4th in 1974; 5th in 1975; 8th in 1980; and 10th in 1984. Two teams ranked 11th, 1972 and '76; one ranked 18th, 1981.

At Davidson, he had four teams ranked in the final "Top Ten": 10th, 6th, 8th, and 3rd, and two teams ranked in the final "Top 20": 16th and 18th. Davidson had never had a team that was nationally ranked in the history of the school and has not had a "Top Ten" ranked team since Driesell left there for Maryland, although the year he left (after the 1968-69 season) his team had a won-lost record of 27-3 and was ranked third in the final AP and UPI polls.

Under Driesell, Maryland has a 16-1 record against



International competition. Driesell and the Terps have hosted six National Teams in Cole Field House and have won all six games, including an overtime decision against the Russian National team. In addition, Maryland represented the United States in both the Eighth Intercontinental Cup Games in Mexico in 1974 and the Kirin World Cup Games in Japan in 1980, winning both championships.

Lefty has not had a losing season since his first year as a collegiate coach at Davidson, 1960-61. In the next 23 years, he has had teams ranked in the "Top 20", 14 times, and the "Top 10", nine times.

He took over the Davidson program in 1960 and his first team had the best record in five years. His second team had the first winning season at Davidson in 13 years and his third recorded the first 20 win season in 54 years of competition.

When he arrived in College Park in 1969, the Terps had suffered through three consecutive losing seasons and had only two 20 victory seasons in the history of the school, none in the last 11 years.

In his third year the Terrapins won 27 games and the National Invitational Tournament Championship. His Terps, in 15 years, have recorded nine 20 victory seasons and won 19 in two other years, for the 20.3 average wins per season. His 1972 team played 32 games with a 27-5 record. His 1975 team was 24-5; the 1980 team 24-7, and the 1984 team, 24-8. No Maryland team had played more than 32 games in a season (the 1972 team 27-5) until last year's team. Only the 1980, 1981 teams played 31.

Driesell won his 100th game at Maryland against North Carolina 105-85 in the semi-finals of the 1974 NCAA tournament; his 200th over UMES in the opening game of the 1979-80 season and the 300th over Virginia in the final game of the 1984 regular season with millions watching his big win over NBC-TV national television. Wins 200 and 300 came in Cole Field House where his Terps are 188-38 including 13-2 last year.

His 1979-80 Terrapins were picked to finish 6th in the ACC but finished 1st with an 11-3 regular season conference record and an overall record of 24-7. Driesell was named the ACC Coach of the Year as well as District Coach of the Year. Albert King gained all-America honors and Buck Williams joined the Olympic team. King was named the ACC "Player of the Year" and the ACC Tournament "Most Valuable Player." They then went on to advance to the semi-finals of the NCAA Eastern Regionals. Greg Manning was named an Academic All-American after all-ACC Academic honors for the third consecutive year. Manning also led the ACC in both free throw shooting and field goal percentage, the first and still only time any ACC player has won both titles outright.

Driesell has coached two Rhodes Scholars in Danny Carrell at Davidson and the Terps' Tom McMillen. Both studied at Oxford. He also has developed three Phi Beta Kappas. McMillen was a three time Academic All-American and Manning achieved also, Academic All-American for the Terps.

In addition to Buck Williams' selection to the Olympic team, McMillen and Steve Sheppard were Olympic performers for the Terps.

Seven of Driesell's former Terrapins are now playing in the NBA with Brad Davis in Dallas, Len Elmore in New York, John Lucas, San Antonio, Buck Williams and Albert King, New Jersey Nets, Charles Pittman, Phoenix and McMillen, Washington Bullets. Three were drafted from last year's team: center Ben Coleman, 2nd round, Chicago Bulls; forwards Herman Veal and Mark Fothergill, Phoenix, 6th and 8th rounds.

Born on Christmas Day, 1931, Driesell has also been honored as a basketball player. A three-sport athlete at Granby High School in Norfolk, Va., he was named All-State in 1950 when his team won the Virginia State Championship. He was also named the outstanding player in the state tournament and received a scholarship to Duke.

He began his coaching career as the Junior Varsity Coach at Granby High School after graduating from Duke in 1954. He became Granby's Varsity Coach a year later but quickly advanced to Newport News High where his teams compiled a 57-game winning streak while winning 64 of 70 games. His overall high school record included 97 wins and only 15 losses. He also coached the junior varsity football team to two undefeated seasons.

At Duke, Driesell was a Dean's List student where he received his B.A. degree. He later received his Master's in Education at William and Mary College.

Among the many recognitions he has received, one of the most precious has to be the NCAA "Award of Valor". He became the first coach to receive the award when he helped save the lives of at least ten children and several adults from a townhouse fire near Bethany Beach, Delaware in 1973.

He recently was appointed to serve on the ACC Men's Basketball committee.

Driesell and his wife, Joyce, are the parents of three daughters, Patty, Pam, Carolyn and son Chuck, a senior on this year's Terrapin basketball team.

## ***DRIESELL'S NATIONALLY RANKED TEAMS***

1963	A.P. Poll	18th	Davidson	1973	A.P. Poll	8th	Maryland
1964	A.P. Poll	10th	Davidson	1974	A.P. Poll	4th	Maryland
1965	A.P. Poll	6th	Davidson	1974	A.P. Poll	5th	Maryland
1966	A.P. Poll	16th	Davidson	1976	A.P. Poll	11th	Maryland
1968	A.P. Poll	8th	Davidson	1980	A.P. Poll	8th	Maryland
1969	A.P. Poll	3rd	Davidson	1981	A.P. Poll	18th	Maryland
1972	A.P. Poll	11th	Maryland	1983	A.P. Poll	11th	Maryland

## ***TWENTY-FOUR YEAR COLLEGIATE RECORD***


**Won 480      Lost 198      Pct. .710**

1965-66	Southern Conference Champions		
1967-68	Southern Conference Champions		
1968-69	Southern Conference Champions		
1971-72	NIT Champions		
1955-56	Granby High J.V.	Won 18	Lost 4
1956-57	Granby High Varsity	Won 15	Lost 5
1957-59	Newport News Varsity	Won 64	Lost 6
Four Year High School Record:		Won 97	Lost 15
(includes a 57-game winning streak and State Championship)			
1960-61	Davidson	Won 9	Lost 14
1961-62	Davidson	Won 14	Lost 11
1962-63	Davidson	Won 20	Lost 7
1963-64	Davidson	Won 22	Lost 4
1964-65	Davidson	Won 24	Lost 2
1965-66	Davidson	Won 21	Lost 7
1966-67	Davidson	Won 15	Lost 12
1967-68	Davidson	Won 24	Lost 5
1968-69	Davidson	Won 27	Lost 3
1969-70	Maryland	Won 13	Lost 13
1970-71	Maryland	Won 14	Lost 12
1971-72	Maryland	Won 27	Lost 5
1972-73	Maryland	Won 23	Lost 7
1973-74	Maryland	Won 23	Lost 5
1974-75	Maryland	Won 24	Lost 5
1975-76	Maryland	Won 22	Lost 6
1976-77	Maryland	Won 19	Lost 8
1977-78	Maryland	Won 15	Lost 13
1978-79	Maryland	Won 19	Lost 11
1979-80	Maryland	Won 24	Lost 7
1980-81	Maryland	Won 21	Lost 10
1981-82	Maryland	Won 16	Lost 13
1982-83	Maryland	Won 20	Lost 10
1983-84	Maryland ACC Champions	Won 24	Lost 8

## ***TWENTY-NINE YEAR COACHING RECORD***

**Won 577      Lost 213      Pct. .730**

# Terps Coaching Staff



**SHERMAN DILLARD**  
James Madison '78

The senior member of Coach Driesell's staff, Sherman Dillard begins his sixth year as assistant coach for the Terrapins.

Dillard is a graduate of James Madison University. Upon graduation, he was the recipient of one of fifteen NCAA post graduate scholarships. He made the Dean's list as he accumulated a 3.7 grade point average on the 4.0 grade point scale. He graduated Magna Cum Laude, receiving his BS degree in Health and Physical Education. He minored in Business Administration.

Among his many academic honors he was also named to the National Honorary Fraternity Omicron Delta Kappa, symbolic of leadership.

An outstanding player for the Dukes of James Madison, Dillard tallied over 2,000 points in his four year career. He was chosen by the National Association of Basketball Coaches as an All-American while being named as Academic All American three years in a row. Dillard was a sixth round draft choice of the Indiana Pacers in the 1978 NBA Draft.

A native of Basset, Virginia, Dillard graduated from John D. Basset High School. A bachelor, he resides in New Carrollton, Maryland.

Mel Cartwright, a 25 year veteran of coaching championship high school teams, enters his fourth season with Driesell and the Terrapins. Driesell "recruited" Cartwright from Martinsville, Virginia High School where he compiled a most successful record in those 25 years.

At Martinsville, his teams provided him with the impressive mark of 143 victories and only a phenomenal 22 losses. During that head coaching career, his teams won three Virginia state titles and four regional championships. He resigned from the high school coaching ranks to become principal of a local elementary school until 1977 when he resumed coaching at Martinsville, this time as an assistant. In five years, Martinsville amassed 89 victories against 29 defeats, enroute to three district, three regional and two state titles.

Cartwright is a 1949 graduate of Western Illinois University. He received his Master's degree from the University of North Carolina in Administration, Social Studies and Physical Education in 1952.

He is the father of six children, three boys and three girls, ranging in age from 20 to 30. His sons, Mel, Mark and Michael all played basketball for Martinsville High, with Mel going on to play at Washington and Lee and Mark at Virginia Tech.



**MEL CARTWRIGHT**  
Western Illinois '49

For two years, Ron Bradley worked with the Terrapin basketball team as a volunteer coach while he studied for his doctoral degree in Sport Psychology. Following his being awarded his Doctor's degree, Driesell immediately added him to his staff as a full-time assistant last year. He came to College Park from Eastern Nazarene College in Quincy, Massachusetts where he was head coach of the Crusaders for five years, posting a 96-51 overall record. Ron was also a four year letterman at Eastern Nazarene (1968-1972), amassing 2,649 points in 107 games. He was named to the N.A.I.A. and N.C.A.A. All-American teams and in 1972 was drafted by the New York Nets. He received his B.A. in psychology and history from Eastern Nazarene and his M.S. in physical education at Bridgewater (MA) State College. Ron is married to the former Denise Smith of Salisbury, Maryland. They have a six-year old son, Brad.



**RON BRADLEY**  
Eastern Nazarene '72





## *1984-85 University of Maryland Basketball Roster*

<b>NO.</b>	<b>NAME</b>	<b>POS.</b>	<b>HGT.</b>	<b>WGT.</b>	<b>CLASS</b>	<b>HOMETOWN/HIGH SCHOOL</b>
3	Keith Gatlin	Guard	6-5	165	Sophomore	Grimesland, N.C. D. H. Conley HS
10	Jeff Adkins	Guard	6-5	185	Senior	Martinsville, VA Martinsville
11	Charles "Chuck" Driesell	Guard	6-2	170	Senior	Silver Spring, MD Springbrook
12	Jeff Baxter	Guard	6-1	165	Junior	Washington, D.C. John Carroll
22	Walter Lancaster	Guard	6-4	180	Freshman	Lanham, MD Coolidge
24	Adrian Branch	Guard Frwd	6-8	185	Senior	Largo, MD DeMatha
31	Bryan Palmer	Center	6-10	205	Sophomore	Shrewsbury, PA Susquehannock
32	Terry Long	Center Frwd	6-8	240	Sophomore	Glen Allen, VA Hermitage
33	Derrick Lewis	Forward	6-7	195	Freshman	Temple Hills, MD John Carroll
34	Len Bias	Forward	6-8	195	Junior	Landover, MD Northwestern
41	Tom Jones	Forward	6-6	205	Junior	Oak Hill, WVA Oak Hill (Cumberland, MD) Allegany CC

<b>ALPHABETICAL</b>	<b>NO.</b>	<b>POS.</b>	<b>HGT.</b>	<b>WGT.</b>	<b>CLASS</b>	<b>HOMETOWN/HIGH SCHOOL</b>
Jeff Adkins	10	Guard	6-5	185	Senior	Martinsville, VA Martinsville
Jeff Baxter	12	Guard	6-1	165	Junior	Washington, D.C. John Carroll
Len Bias	34	Forward	6-8	195	Junior	Landover, MD Northwestern
Adrian Branch	24	Guard Frwd	6-8	185	Senior	Largo, MD DeMatha
Chuck Driesell	11	Guard	6-2	170	Senior	Silver Spring, MD Springbrook
Keith Gatlin	3	Guard	6-5	165	Sophomore	Grimesland, N.C. D. H. Conley
Tom Jones	41	Forward	6-6	205	Junior	Oak Hill, WVA Oak Hill (Cumberland, MD) Allegany CC
Walter Lancaster	22	Guard	6-4	180	Freshman	Lanham, MD Coolidge
Derrick Lewis	33	Forward	6-7	195	Freshman	Temple Hills, MD John Carroll
Terry Long	32	Center Frwd	6-8	240	Sophomore	Glen Allen, VA Hermitage
Bryan Palmer	31	Center	6-10	205	Sophomore	Shrewsbury, PA Susquehannock



*ACC Champions-1984*

**12 JEFF BAXTER**  
6-1 Junior



Mrs. Baxter

Another of the fine point guards Driesell has brought to Maryland . . . Excellent ball handler and a fine shooter . . . As a reserve, he has come in to get some key baskets . . . As a freshman, playing in all 30 games, he scored 103 points, 33 assists, and hit .794 from the foul line . . . With a 3-point play during his first year, he hit on 6 of 15 attempts . . . He had his high scoring game against Navy with 10 and had nine against Clemson and Georgia Tech . . . Last year, his high of 9 points came in the Mideast NCAA Regional game against West Virginia . . . Playing in 21 games, he averaged 7 minutes per game and had 48 points, 16 assists and 5 steals . . . His 2-year point total is 151, for the 51 games . . . Jeff played in both years of NCAA play against Tennessee-Chattanooga and Houston in 1983 and against West Virginia and Illinois in the 1984 Mideast Regional . . . Came to Maryland from DC's John Carroll High where he averaged 19 points his senior year while hitting 59% of his field goals . . . He had a team high of 6.2 assists per game, and hit 79% of his free throws . . . Jeff played in two post-season All-Star games, the Capital Classic (Largo, Maryland) and the Derby Classic (Louisville, Kentucky) . . . He was an All-Tournament selection in high school at the Capital City Classic in Richmond, the Seagull Classic in Atlantic City, and the MVP of the Curley Classic in Baltimore . . . Jeff has two sisters and three brothers.

HIGH SCHOOL COACH: Jack Bruen

DATE OF BIRTH: September 9, 1964 in Washington, DC

	GP	GS	FGM	FGA	Pct.	FTM	FTA	.Pet	Reb.	Asst.	Pf-Dsq.	Pts.	Avg.
FRESHMAN	30	—	35	84	.417	27	34	.794	20	33	30-1	103	3.4
SOPHOMORE	21	—	13	33	.393	22	30	.733	8	16	11-0	48	2.3
TOTALS	51	—	48	117	.412	49	68	.721	28	49	41-1	151	2.9

# 10 JEFF ADKINS

## 6-5 Senior



Mr. and Mrs. Adkins

The outstanding senior guard had started 53 consecutive games, all 30 his sophomore year, until the second Georgia Tech game, the 24th last year . . . After missing that one start, he started the final three games of the regular season, the three ACC tournament games and the NCAA games against West Virginia and Illinois . . . As a freshman, he started 17, giving him 78 starting assignments of 91 games over his three years . . . Jeff is considered one of the best all-around players in the conference as he plays good defense and has averaged nearly 10 points a game all three years . . . He lends leadership, on and off the court . . . Last season against Boston College, he was selected the games' MVP by CBS-TV, in the 89-76 upset win Christmas Eve . . . He hit 11 of 16 from the floor, 1 of 3 foul shots, had 4 rebounds and 5 assists, playing 32 minutes of the nationally televised game . . . His career high scoring was 25 points against North Carolina his sophomore year as the Terps won 106-94 . . . His regular season 103 assists was 2nd on the team and 10th in the ACC . . . He led the team in assists his sophomore year with 121 . . . His 9 against LaSalle last year in the MIT was his career high . . . From the foul line, he hit only 67%, but ironically, in his last 9 games, including the post season games, he hit on 22 of his last 26 . . . His 4 steals vs Ohio State was the most in a game last season . . . His 304 point production was his high as he had 205 as a freshman and 297 his sophomore year . . . He had 52 assists and 29 steals as a freshman and 121 assists and 23 steals as a sophomore . . . As a freshman, he was named the outstanding defensive player on the team . . . He also won the outstanding academic award as he did last year . . . In high school, he scored over 1,000 points at Martinsville, averaging 17.7 points as a senior and 5.3 assists . . . He was named to the All-America teams of

	GP	GS	FGM	FGA	Pct.	FTM	FTA	.Pct	Reb.	Asst.	Pf-Dsq.	Pts.	Avg.
FRESHMAN	29	17	80	198	.404	45	64	.703	66	52	67-1	205	7.1
SOPHOMORE	30	30	109	233	.468	57	88	.648	80	121	94-4	297	9.9
JUNIOR	32	31	120	223	.538	64	95	.673	86	119	80.0	304	9.5
TOTALS	91	78	309	654	.472	166	247	.675	232	292	241-5	806	8.9

Parade Magazine, McDonalds and Adidas . . . He was the recipient of the Hertz Number One award given to the outstanding high school athlete in each state . . . It was presented by O. J. Simpson in New York . . . He is the youngest of three children with a brother and a sister.

**CAREER HIGHS:**

25 points against North Carolina as Terps won 106-94 his sophomore year  
7 rebounds at Holy Cross as a sophomore and against LaSalle and Clemson as a junior  
9 assists against LaSalle, junior year  
49 minutes played against Georgia Tech in double overtime his junior year

**CAREER TOTALS:**

91 games played in with 78 starts  
806 points scored for 8.9 average per game  
232 rebounds for 2.6 average per game  
292 assists for 3.2 average per game  
.472 field goal % with .538% last year  
.675 free throw % with .673% last year


**HIGH SCHOOL COACH:** Robert Hall

**DATE OF BIRTH:** May 20, 1963 in Martinsville, Virginia



# 34 LEN BIAS

## 6-8 Junior



Mr. and Mrs. Bias

A genuine candidate for All-Conference and All-America honors, as selected by The Sporting News pre-season All-America power forward checklist, Bias caught the attention of the basketball world last year as a sophomore with a fantastic season climaxed with a brilliant performance in the ACC tournament . . . He led the Terps with his dominating play to the ACC title giving Driesell his first championship in his 15 years at Maryland . . . For his awesome 3-game display, he was the unanimous selection as the "Most Valuable Player" of the tournament by the vote of the 8 coaches . . . He also was a unanimous choice for the ACC All-Tournament team . . . In the title game against Duke he had a game high and his career high of 26 points as he hit on 12 of 17 from the floor and 2 of 2 from the line . . . For the three games, he had 56 points with 26 of 43 from the field, four of six from the line and 18 rebounds . . . He also had 7 assists and played all but 5 minutes in the three games—115 minutes . . . He totaled 15 points in each win over N.C. State and Wake Forest . . . He had 18 points on 6 of 9 and 6 of 6 foul shots against West Virginia in the opening game of the NCAA Mid-East Regional won by the Terps, 102-77 . . . He hit 16 in the 72-70 loss to Illinois in the second round of the regional . . . As a freshman, it was his basket at the buzzer that put the Terps into the second round of the 1983 NCAA tournament as the Terps defeated Tennessee-Chattanooga, 52-51 and went on to meet Houston in the 2nd round of the Mid-West Regional . . . In addition to his career high 26 points against Duke in the ACC Championship game, he scored 25 against Duke in the regular season, 2/11 in Cole and 24 against North Carolina 1/12 in Cole and 24 also against Old Dominion at Norfolk,

	GP	GS	FGM	FGA	Pct.	FTM	FTA	.Pct	Reb.	Asst.	Pf-Dsq.	Pts.	Avg.
FRESHMAN	30	13	86	180	.478	42	66	.636	125	22	55-1	217	7.2
SOPHOMORE	32	31	211	372	.567	66	86	.767	145	48	81-3	488	15.2
TOTALS	62	44	297	552	.538	108	152	.711	270	70	136-4	705	11.4

1/21 . . . He also had his career high 10 rebounds against Duke along with his 25 points . . . Len scored in double figures in the last 16 games of the season . . . He missed scoring in double figures in only four games of the 32, giving him a total of 28 . . . He would have started all 27 regular games last year but for Driesell's long time tradition of starting his seniors in the final home game of the season . . . He had started 32 straight before the Virginia game as he started the last six of his freshman year . . . He went on to start the three ACC title games and the two NCAA games . . . His 398 points scored in the regular season (14.7 avg.) was the second best on the team and 9th in the ACC . . . His .564% of field goals, 2nd high on the team and 5th best in the ACC . . . He hit .757% from the foul line and averaged 4.3 rebounds . . . He played all 55 minutes of the triple overtime win at Clemson . . . In the ACC title game, he played 39 minutes and 50 seconds . . . Len was the fourth leading scorer on the team as a freshman . . . He scored 217 points for a 7.2 average and pulled in 125 rebounds . . . He played in all 30 games and started 13, including the last six . . . He started the first game of his college career in the season's opener against Penn State and his second start was the 4th game vs St. Joseph's . . . His third start was against UCLA . . . His freshman high point total was 19 against Georgia Tech . . . He scored in double figures in 12 games, including 5 of the last 6 of the regular season . . . As a starter the final six games, he scored 71 points and had 42 rebounds . . . Following last season, the team honored him with the "Outstanding Player of the NCAA's" award . . . At Northwestern High, he averaged 19.6 points a game while leading the team to a 20-5 record his senior year and runner-up honors in the state tournament . . . He averaged 12.5 rebounds and shot 56% from the floor and 76% from the line . . . He played in the McDonald's Capital Classic and the Derby Classic in Louisville . . . He was named the MVP of the McDonald's Capital Classic . . . He is the oldest of four children with two brothers and a sister . . .

**CAREER HIGHS:**


- 25 points against Duke in ACC Championship game as he hit on 12 of 17 field goal attempts and both free throws
- 12 rebounds against UMES in his second collegiate game
- 55 minutes played in triple overtime win at Clemson last year, 66-65

**CAREER TOTALS:**

- 62 games played in and 44 starts in two years
- 705 points scored for 11.4 average per game
- 270 rebounds for 4.4 average per game
- .538 field goal % on 297 of 552 attempts (.567 last year)
- .711 free throw % on 108 of 152 (.767 last year)
- 70 assists with 48 last year

**HIGH SCHOOL COACH:** Bob Wagner

**DATE OF BIRTH:** November 18, 1963 in Washington, DC



# 24 ADRIAN BRANCH

## 6-8 Senior



Mr. and Mrs. Branch




Along with teammate Len Bias, the senior forward/guard is a legitimate All-Conference and All-America selection . . . He too was selected by The Sporting News pre-season All-America small forward checklist . . . Much of the Terps' success this season rests on the play of Branch whom Driesell always has and still does consider as one of the best one-on-one players in the game of basketball . . . In fact, often times the veteran coach calls Branch the "best" . . . He had a devastating sophomore year which brought him accolades and the "can't miss" tag . . . He was the Terps' leading scorer his freshman and sophomore years with a 15.2 average as a freshman, breaking All-American John Lucas' frosh mark of 425 points as Adrian hit for 442 . . . He buried 541 points as a sophomore and grabbed 150 rebounds and had 95 assists . . . He also had 11 blocked shots and 21 steals . . . He started every game both years (58) . . . As a soph. he scored in double figures in 26 of his 29 games and last year he hit the "double" in 21 of the 28 games in which he played, including the final 11 games of the season . . . He missed four games last year . . . Adrian scored his single game and career high of 29 points as a freshman . . . It was against Virginia, then ranked #1 in the nation, the final regular season game . . . He repeated his 29 high as a sophomore against Clemson . . . Still against the Cavaliers, he hit 28 points in the season finale as a soph and then again last season he scored the game high of 20 points against the Cavs in the final season game to give Driesell his 300th victory as coach of the Terrapins . . . For his outstanding performance, he was named the CBS-TV "Most Valuable Player" and the University received a \$1,000 scholarship award . . . In the conference, he was chosen as "ACC Player of the Week" for his play in the final two games of the season against N.C. State and Virginia . . . He was an All-ACC 2nd team selection his sophomore year and AP

	GP	GS	FGM	FGA	Pct.	FTM	FTA	.Pct	Reb.	Asst.	Pf-Dsq.	Pts.	Avg.
FRESHMAN	29	29	164	346	.474	114	149	.765	125	41	79-4	442	15.2
SOPHOMORE	29	29	197	420	.469	118	165	.715	150	95	87-2	541	18.7
JUNIOR	28	25	136	284	.479	91	121	.752	89	75	85-2	363	13.0
TOTALS	86	83	497	1050	.473	323	435	.743	364	211	251-8	1346	15.7



honorable mention All-America last year . . . He was named to the ACC All-Tournament second team last year following the championship victory over Duke . . . He was the Terps' MVP as a freshman and shared the same honor with Ben Coleman as a sophomore . . . With his strong finish last year, 40 points in the ACC tournament and 21 in the NCAA's, Branch now has 1,346 RANKING HIM 8th ON MARYLAND'S ALL-TIME SCORING LIST . . . Will Hetzel is 7th with 1,370 . . . ALBERT KING HAS THE ALL-TIME HIGH OF 2,058 POINTS . . . The magic # to tie is 712 . . . Adrian was a high school All-American at nearby powerhouse DeMatha High with a 16.6 scoring average and 8.2 rebounding average as a senior . . . He was named to the All-American teams of Adidas, Parade Magazine, McDonald's and Converse . . . He was selected to play in tournaments that have taken him across the country and to Europe . . . In Mannheim, West Germany, in the Albert Schweitzer International Youth Tournament, he led the scoring including a 31-point performance against the Russians in the championship game. He is one of four boys with older brothers Tom and Phil also playing at DeMatha.



**CAREER HIGHS:**

29 points against Virginia (then ranked #1) in final regular season game as a freshman, hitting 12 of 17 field goals and 5 of 6 free throws  
 29 points against Clemson as a sophomore  
 10 rebounds against Penn State and UCLA as a sophomore

**CAREER TOTALS:**

86 games played in with 83 starts in 3 years  
 1,346 points scored, ranking 8th of Maryland's all-time scoring list . . . (Will Hetzel is 7th with 1,370) 15.7 average per game, 3 years  
 267 rebounds for 3.1 average per game  
 211 assists with 95 as a sophomore and 75 junior year  
 .472 field goal % with 29 of 81 — 3 point attempts as sophomore  
 .473 field goal % with .479% last year  
 .743 free throw % with 323 of 435 (.752% junior year)


**HIGH SCHOOL COACH:** Morgan Wootten

**DATE OF BIRTH:** November 17, 1963 in Washington, DC



# 11 CHUCK DRIESELL

## 6-2 Senior



Mr. and Mrs. Driesell


One of the very few "Father-Son" Coach/Player combinations in all of collegiate athletics and surely a rare coincidence in college basketball, Chuck concludes playing for his Father "Lefty" and the Terrapins on the team that will defend the ACC championship they won for his Dad last year, winning the title over his alma mater, Duke . . . The veteran back-up guard used sparingly, hopes to play a great deal more this season so that he can make a lasting contribution to his and the teams' efforts to give his Dad the 500th win of this, his 25th year as a head coach . . . He now has 480 career victories . . . As the son of a basketball coach, the popular "Chuckie", as his thousands of delirious fans call him, was 7 years old when his Dad brought him from Charlotte and Davidson College to College Park . . . For the Terps, he played in 12 games his freshman year, 17 his second year and 15 last year . . . His 3-year scoring total is 69 points, with 34 of them scored last season . . . He has appeared in 44 games . . . His career high scoring for a game is 8, three times . . . The last was in the 1984 NCAA Mideast Regional against West Virginia when he hit on all 3 shots from the floor and was 2-2 from the line . . . In playing a season high of 7 minutes, he also had 2 rebounds and an assist . . . These 3 field goals and 2 foul shots for 8 points and an assist in 7 minutes is 8 points and 1 assist more than his Dad ever got in the NCAA's, Duke never being able to scratch past NC State in the ancient days when only the ACC champion advanced to the NCAA's . . . He hit 8 points against UMES his soph year then against last year's Johns Hopkins opener . . . During the summer of '84, he toured South America with the Athletes in Action . . . He had a seven point scoring average for 18 games . . . The tour included six games in Mexico, five in Peru and eight in Brazil . . . A Business and

	GP	GS	FGM	FGA	Pct.	FTM	FTA	.Pct	Reb.	Asst.	Pf-Dsq.	Pts.	Avg.
FRESHMAN	12	—	4	12	.333	6	11	.546	3	0	7	14	1.2
SOPHOMORE	17	—	6	18	.333	8	14	.571	5	5	9	21	1.3
JUNIOR	15	—	12	26	.462	10	19	.526	8	5	4	34	2.3
TOTALS	44	—	22	56	.393	24	44	.545	16	10	20	69	1.6

Marketing major, Chuck spent last spring semester as an intern with the Baltimore Orioles, assisting and learning the operations of the marketing, promotions, and public relations departments . . . From nearby Springbrook High, Chuck led the team in scoring as they won the County AA title . . . He had 458 points for a 17.6 scoring average his senior year . . . He was an All-County selection as he scored in double figures in 24 of 26 games. His career high was 29 points.

HIGH SCHOOL COACH: John Barrett (U of Maryland graduate — star baseball player)

DATE OF BIRTH: November 3, 1962 in Charlotte, North Carolina




*"FATHER - SON" NOW*

*"THEN"*



**3 KEITH GATLIN**  
**6-5 Sophomore**




Mrs. Gatlin

Keith came to College Park and into Cole Field House with a reputation and enough press clippings that could be piled high on the Terps' basketball court . . . The much sought after and highly recruited point-guard was, after all, from the Tar Heel state of North Carolina and the little community of Grimesland . . . Another coup of Lefty's recruiting genius was hardly ever so heralded and applauded as he landed the state of North Carolina's high school "Player of the Year" . . . Keith received rave notices and recognition from the basketball coaches, players and media across the land . . . For his standout play last year, he readily and easily has been labeled as a future "can't miss" star . . . He already has been selected by The Sporting News pre-season All-America point guard checklist . . . He started 9 of the 32 games . . . His first start was the fifth game of the season at Duquesne when Branch started at one of the forwards . . . His second start was in the MIT against Randolph Macon when Branch was out with a bad ankle . . . His third start was a big one since it was his first in an ACC game . . . At Charlottesville, 1/31 he took Branch's spot and scored 14 points and had 6 assists. He hit his season high in the next game at Georgia Tech with 19 points with 8 assists . . . Then, still on the road at Greensboro against Wake Forest, he scored 17 and had 6 assists . . . After these three ACC starts, as Branch returned, he started the next game with Duke at Cole and had 13 points and 8 assists . . . He

	GP	GS	FGM	FGA	Pct.	FTM	FTA	.Pct	Reb.	Asst.	Pf-Dsq.	Pts.	Avg.
FRESHMAN	32	9	75	154	.487	48	63	.761	52	148	32-0	198	6.2

started the next game against Dayton, but played but 13 minutes as Branch played . . . Averaging 24 minutes a game, he led the team in assists with 148 (4.6 per game) and scored in double figures 7 times . . . His assist total led runnerup Jeff Adkins by 29 . . . He finished 6th tops in the ACC in assists . . . Adkins played 193 more minutes than Gatlin . . . Adkins had led the Terps in assists the past two years . . . He had his 10 high a game in post season; 10 vs Duke in the title game then Illinois . . . He finished his rookie year with .487% from the floor and .761% from the line . . . While scoring 198 points (6.2 average), his high in snaring rebounds was 5 vs Duquesne and at Georgia Tech . . . It was on NBC national television from Chapel Hill that Gatlin put on a magnificent performance for the audience and received the Terps' "MVP Award" and the \$1000, scholarship award given to the University. . . At D. H. Conley High, he scored a career 1612 points while hitting 56% from the floor and 92% from the free throw line . . . His single game high was 38 points . . . He averaged 6+ assists per game all 4 years. He averaged 22 points as a junior, then early his senior year, October, announced his decision to attend the University of Maryland and enroll as a radio and television major . . . As a senior, he averaged 25.2 points a game along with 9.8 per game rebounds and 6.2 assists . . . The team finished with a 22-4 record . . . He played in the McDonald's All-Star game in Atlanta and the McDonald's Capital Classic at the Capital Centre in Maryland.



HIGH SCHOOL COACH: Shelley Marsh

DATE OF BIRTH: December 23, 1964 in Newark, New Jersey



# 41 TOM "Speedy" JONES

6-6 Junior



Mrs. Inez Jones  
Grandmother

The 6-6, 215-pound Jones was lured by Driesell from Allegany Community College (Cumberland, Maryland) after setting scoring and rebounding records . . . At Allegany, Jones was an All-American choice on the NJCAA All-America team . . . He rewrote the season and career scoring records at Allegany last season and was honored as the teams' Most Valuable Player . . . His single season scoring record was 829 points, a 23-point per game average . . . His career scoring title total was 1302 points as he had scored 473 points his first year at Allegany. Last year, he also set the season mark for field goals, 313; foul shots made, 203; and foul shots attempted, 259 . . . His 513 career field goals tied the school record . . . He also was the leading rebounder with 328 for 9.1 per game.

Nicknamed "Speedy", Jones was the leading scorer and rebounder on his Oak Hill (WVA) High school team that was 21-5 his senior year . . . He averaged 22 points and 11 rebounds his senior year . . . He was named to the Converse All-America team and was a first team selection on the West Virginia class AAA All-Star team.

HIGH SCHOOL COACH: Jim Lilly

DATE OF BIRTH: August 15, 1964

**22 WALTER LANCASTER**  
**6-4 Freshman**



Mr. and Mrs. Lancaster

An All-Met player as a junior at St. Anthony's High School, Lancaster repeated as a first team selection as a senior at Coolidge High School as he averaged 19.4 points per game . . . As a junior, he averaged 20 points a game, 11 rebounds and 5 assists . . . Along with his All-Metro recognition his junior year, he was an All-Star in the Sidwell Friends summer league and MVP at the five-star basketball camp in Pennsylvania . . . He played guard throughout his high school career and started all four years . . . He was a 55% shooter during his high school career . . . He is considered one of the top 5 shooting guards in the country . . . Rated the nation's 17th top prospect by Knoxville News Sentinel ranking . . . Wally starred in this year's Capital Classic at the Capital Centre in Maryland along with Derrick Lewis, also a Terrapin freshman . . . He was an honor student in high school and also was active in student activities . . . A leader, on and off the court.

HIGH SCHOOL COACH: Frank Williams

DATE OF BIRTH: June 14, 1966

### 33 DERRICK LEWIS 6-7 Freshman



Mr. and Mrs. Lewis

A premier shot blocker, Lewis has been labeled as “inch for inch”, the best shot blocker in the country . . . Rated the nation’s 6th top prospect by Knoxville News Sentinel ranking . . . As a junior, he led his team with 17 points a game, 11 rebounds average, and 6 blocked shots a game . . . He then led, as a senior, the conference in scoring with 21 points per game . . . Derrick also averaged 15 rebounds and 8 blocked shots per game . . . A varsity starter since his sophomore year, he is a respected all-around player and has been described as the “best defensive forward in the country” . . . One of the most highly recruited players in the nation, Lewis has gained numerous honors, including his selection for the second consecutive year on the first team Washington Post All-Metro team; selection as the All-Metro MVP and the recipient of the Metropolitan area “Mr. Basketball Award” given by the Washington Touchdown Club . . . The award is given to the athlete who symbolizes in character and performance the ideals of sportsmanship . . . He was the lone metropolitan area player named to the annual McDonald’s All-America 25-player dream team . . . He was selected the Metro teams’ MVP in this years 11th annual McDonald’s classic at the Capital Centre in Maryland . . . He maintained a B academic average and was a member of John Carroll’s National Honor Society . . . He also was honored by the Silver Hills Boys and Girls clubs as they selected him to receive the 1984 John Wesley Davis memorial “Boy of the Year” award . . . Derrick also was extremely active in school activities; a top student leader.

HIGH SCHOOL COACH: Carroll Homes

DATE OF BIRTH: August 1, 1966



# 32 TERRY LONG

## 6-8 Sophomore



Mr. and Mrs. Long


A most unusual recognition came along to Terry Long following the completion of his freshman year as a forward back-up on the Terrapin team . . . He was voted the teams' award as the "Most Improved Player" . . . That decision was easy as Long played so superbly the latter part of the season in the Terps' stretch drive and in the ACC tournament . . . He showed his defensive skills and strength on the boards as he would spell Herman Veal and Len Bias . . . With center Ben Coleman gone, Long has inherited the assignment as the center for Driesell this season . . . At 6-8 and 240 he will respond adequately to take over the center position and answer the question for the mammoth task working in close, "Where's the Beef?" . . . He had 203 minutes in the 27 games he played, grabbing 52 rebounds and scoring 55 points . . . He hit 19 of 35 shots for a fine 54% . . . He also had 5 blocked shots and 8 steals . . . At Hermitage High in Richmond, he scored a school record 1220 points and also pulled in 879 rebounds for still another school record . . . He averaged 15 points a game and 12 rebounds a game as a senior and led his team to an 18-4 season . . . He had a single game high of 38 points and a school record 27 rebounds in one game . . . He had 124 assists and 299 rebounds his senior year . . . His honors included All-Metro, All-District, All-State, and All-America . . . He was tabbed as one of the top 25 players in the country . . . He played in the McDonald's Capital Classic game in Maryland . . .

HIGH SCHOOL COACH: Joe Baker

DATE OF BIRTH: February 27, 1964 in Richmond, Virginia

	GP	GS	FGM	FGA	Pct.	FTM	FTA	.Pct	Reb.	Asst.	Pf-Dsq.	Pts.	Avg.
FRESHMAN	27	—	19	35	.542	17	33	.515	52	10	23-0	55	2.0

**31 BRYAN PALMER**  
**6-10 Sophomore**



Mr. and Mrs. Palmer

After playing his freshman year, Palmer was redshirted last year . . . With a year of working with and practicing against big Ben Coleman and following a rigid weight and conditioning program, Driesell is looking to Palmer to give the Terps the necessary strong backup playing time at center . . . He played in 12 games as a freshman with 28 minutes playing time . . . His only two points as a freshman came on two free throws while he had a high of four rebounds against William & Mary . . . He also had three rebounds against Duquesne . . . He came to Maryland from Susquehannock High where he was a center averaging 20.6 points a game and hitting 68 percent of his field goals . . . He was the MVP in high at the Susquehannock Christmas Tournament . . . Voted Player of the Year by the Daily Record . . . Hit 71 percent of his free throws and had a game high of 40 points in high school. . . On District III Champions his senior year as Susquehannock won its first championship. . . Played in the Dapper Dan Classic and was a member of the U.S. team that played and defeated Israel in the Israel Classic . . . A member of the National Honor Society while graduating fourth in his class . . . He is enrolled in the College of Engineering.

HIGH SCHOOL COACH: Terry Rynearson

DATE OF BIRTH: September 13, 1964 in York, Pennsylvania

	GP	GS	FGM	FGA	Pct.	FTM	FTA	.Pct	Reb.	Asst.	Pf-Dsq.	Pts.	Avg.
FRESHMAN	12	—	4		.000	2	8	.250	15	1	5-0	2	0.2

# TERPS HIGH SCHOOL COACHES




**FRANK WILLIAMS**

Coolidge  
(Wally Lancaster)



**MORGAN WOOTTEN**

DeMatha  
(Adrian Branch)



**JIM LILLY**

Oak Hill  
("Speedy Jones")



**CARROLL HOMES**

John Carroll  
(Derrick Lewis)



**JOHN BARRETT**

Springbrook  
(Chuck Driesell)



**JACK BRUEN**

John Carroll  
(Jeff Baxter)



**BOB WAGNER**

Northwestern  
(Len Bias)



**TERRY RYNEARSON**

Susquehannock  
(Bryan Palmer)



**SHELLY MARSH**

D. H. Conley  
(Keith Gatlin)



**JOSEPH BAKER**


Hermitage  
(Terry Long)



**ROBERT HALL**

Martinsville  
(Jeff Adkins)

# Basketball Staff



Dr. Stanford A. "Stan" Lavine  
Team Physician

Dr. Stan Lavine has served as the Terrapin Team physician for all sports and has enabled many Maryland athletes to overcome injuries and not only perform at Maryland but go on to the professional ranks and excel.

As a quarterback on the 1949 Maryland team he established a Terrapin record. Against South Carolina, Lavine passed 15 yards to Ed Bolton who ran 77 yards to score. The 92 yard touchdown play remains the longest scoring pass and run in the Maryland record book.

Dr. Lavine is an orthopedic surgeon. He has served as the Team Physician for the Washington Redskins the past 16 years. He also had been the Bullets' team doctor in the 1970's.

In keeping with the University's and the athletic department's efforts to stress academic achievements for its student/athletes Coach Driesell has brought to his basketball program his first full-time academic adviser with the addition of Larry Roper to his staff.

Roper will monitor each of the basketball players class schedules daily and maintain close records of their progress. His program will include supervising, organizing and directing study hall periods and arranging for tutoring services when needed. He will serve as each players' individual counselor and lend the proper instruction in the development of study skills and time management techniques.

While guiding the basketball academic program, Roper is studying for his Doctorate Degree at the University in the Department of College Student Personnel which major is Counseling and Personnel Services. He received his Bachelor of Arts Degree from Heidelberg College (OH) in May 1975 with a major in History. He then received his Master of Arts, College of Education, Department of Student Personnel, Bowling Green State University (OH), August 1976.

After earning his Master' Degree, Roper has worked at five universities as individual, career and personal counseling supervisor; administering residence halls and monitoring scholarship programs. He came to the Maryland program from St. Joseph's University (PA) where he was an Associate Dean/Director of Residence Life.

Roper was born April 26, 1953 in Akron, OH.




Larry Roper  
Academic Adviser



Sheila Morgan  
Secretary




Marian Story  
Secretary



Reverend Charles Chilton  
Team Chaplin



Tim Burton  
Manager



Tony Cole  
Manager



Jim Spiro  
Manager



Meko Bernardo  
Trainer



Vinny Mayolo  
Equipment Manager

## 1983-84 — 32-Game Individual Statistics

	GP	GS	MIN	FGM	FGA	.PCT	FTM	FTA	.PCT	REB (Avg)	PF-DQ	ASST	BLK	STL	PTS	AVG
Ben COLEMAN	32	32	1094	194	319	.608	103	144	.715	269(8.4)	103-5	53	42	23	491	15.3
Len BIAS	32	31	1104	211	372	.567	66	86	.767	145(4.5)	81-3	48	24	13	488	15.2
Adrian BRANCH	28	25	862	136	284	.479	91	121	.752	89	85-2	75	10	29	363	13.0
Jeff ADKINS	32	31	951	120	233	.538	64	95	.673	86	80	119	7	21	304	9.5
Herman VEAL	32	28	955	112	202	.554	44	60	.733	213(6.7)	92-3	57	6	25	268	8.4
Keith GATLIN	32	9	758	75	154	.487	48	63	.761	52	32	148	0	20	198	6.2
Mark FOTHERGILL	32	3	353	38	71	.535	33	39	.846	64	65-2	12	5	2	109	3.4
Terry LONG	27		203	19	35	.542	17	33	.515	52	23	10	5	8	55	2.0
Jeff BAXTER	21		147	13	33	.393	22	30	.733	8	11	16	0	5	48	2.3
Chuck DRIESELL	15		74	12	26	.462	10	19	.526	8	4	5	1	2	34	2.3
Pete HOLBERT	14	1	54	8	19	.421	5	6	.833	13	0	4	0	0	21	1.5
Steve RIVERS	6		20	3	7	.429	6	6	100	1	2	1	0	0	12	2.0
TEAM									78							

MD TOTALS	32			941	1745	.539	509	702	.725	1078(33.7)	578-15	548	100	148	2391	74.7
OPPONENTS	32			889	1922	.462	373	537	.694	996(31.1)	644-32	465	66	170	2151	67.2

DEAD BALL REBOUNDS: Maryland 57 Opponents 63 MISSED SHOTS: Maryland 997 Opponents 1197

COACH CHARLES "LEFTY" DRIESELL: 15 years at Maryland — Won 304 Lost 133 (winning 70 percent)

24 years overall — Won 480 Lost 198 (winning 71 percent)

Average of 20.3 wins a season for his 15 years at Maryland

Average of 20.0 wins a season for his 24 years overall (includes 9 years at Davidson)

MARYLAND IN NCAA TOURNAMENT — 1958, 1973, 1975, 1980, 1981, 1983, 1984

## Individual Game Highs — Scoring and Rebounding

		Coleman	Bias	Branch	Adkins	Veal	Fothergill	Gatlin	Long	Holbert	Rivers	Baxter	Driesell
Johns Hopkins	W(H)	14(8)	9(7)	13(2)	2(3)	12(9)	*17(2)	6(1)	*13(7)	9(3)	DNP	5(0)	*8(3)
Ohio State	L(N)	20(11)	16(5)	13(4)	9(2)	4(4)	0(0)	4(0)	DNP	0(0)	DNP	2(1)	0(0)
Canisus	W(H)	11(5)	12(2)	6(3)	12(2)	4(5)	7(5)	*11(0)	3(4)	4(1)	DNP	5(1)	0(0)
Penn State	W(N)	14(7)	11(3)	14(4)	15(2)	8(5)	3(1)	0(0)	DNP	DNP	DNP	2(0)	DNP
Duquesne	W(A)	19(11)	16(4)	14(8)	10(1)	8(5)	0(0)	4(5)	0(0)	0(1)	DNP	5(0)	2(0)
U.M.E.S.	W(H)	18(7)	12(5)	9(5)	9(4)	12(12)	12(7)	0(1)	8(9)*	8(2)	4(0)	4(2)	*8(2)
Boston College	W(H)	12(7)	*19(7)	11(4)	23(4)	11(11)	4(4)	0(2)	0(1)	0(2)	0(1)	5(0)	4(0)
Randolph-Macon	W(H)	15(8)	12(3)	DNP	12(1)	2(7)	5(3)	8(2)	0(0)	DNP	4(0)	0(1)	0(0)
LaSalle	W(H)	19(11)	18(6)	16(3)	20(7)*	13(11)	6(6)	2(0)	2(1)	DNP	DNP	DNP	DNP
N.C. State	W(A)	9(5)	6(2)	9(4)	9(5)	18(6)	0(0)	8(3)	DNP	DNP	DNP	DNP	DNP
William & Mary	W(H)	10(5)	6(4)	12(3)	6(1)	8(5)	2(0)	4(1)	0(3)	0(0)	2(0)	6(1)	2(0)
North Carolina	L(H)	8(7)	*24(4)	19(4)	4(2)	5(8)	2(3)	0(0)	DNP	DNP	DNP	DNP	DNP
Duke	W(A)	12(4)	17(4)	14(3)	14(5)	12(10)	5(1)	7(1)	0(1)	DNP	DNP	DNP	DNP
Clemson	W(H)	21(18)*	15(4)	22(3)	8(0)	8(5)	0(2)	5(2)	4(0)	0(0)	2(0)	0(0)	0(0)
Old Dominion	W(A)	10(7)	*24(5)	4(1)	10(1)	15(10)	4(5)	0(1)	0(1)	0(1)	0(0)	0(0)	2(1)
Notre Dame	L(A)	12(6)	7(1)	5(2)	10(5)	5(5)	2(4)	6(0)	0(1)	DNP	DNP	DNP	DNP
Virginia	W(A)	12(7)	14(7)	DNP	15(2)	8(5)	4(1)	*14(4)	0(1)	DNP	DNP	0(1)	DNP
Georgia Tech	L(A) 2 OT	17(13)	13(4)	DNP	8(5)	8(5)	2(4)	*19(5)	2(1)	DNP	DNP	1(0)	DNP
Wake Forest	L(A) 2 OT	19(12)	18(7)	DNP	19(2)	6(3)	4(0)	17(1)	4(3)	0(0)	DNP	0(1)	0(0)
Duke	L(H)	26(13)	*25(10)	4(1)	10(2)	2(5)	4(3)	13(0)	0(0)	DNP	DNP	0(0)	DNP
Dayton	W(H)	26(9)	15(4)	9(1)	3(3)	2(4)	4(0)	2(1)	DNP	DNP	DNP	0(0)	DNP
Clemson	W(A) 3 OT	21(10)	10(3)	11(5)	9(7)*	10(5)	5(1)	0(1)	DNP	DNP	DNP	DNP	DNP
North Carolina	L(A)	11(8)	18(2)	15(1)	3(1)	4(3)	2(1)	4(4)	6(6)	DNP	DNP	DNP	DNP
Georgia Tech	W(H)	18(12)	18(2)	17(1)	8(3)	15(5)	3(2)	0(0)	0(0)	DNP	DNP	DNP	DNP
Wake Forest	W(H)	26(4)	16(7)	17(5)	16(4)	3(3)	0(0)	8(3)	4(5)	DNP	DNP	DNP	DNP
N.C. State	W(H)	10(10)	10(2)	18(6)	4(2)	11(7)	0(0)	6(0)	2(0)	0(0)	DNP	2(0)	0(0)
Virginia	W(H)	2(6)	17(2)	20(2)	10(1)	11(9)	8(6)	6(3)	0(0)	0(0)	DNP	0(0)	0(0)
N.C. State	W(N)	18(8)	15(7)	12(1)	5(2)	4(10)	2(0)	13(2)	0(2)	DNP	DNP	DNP	DNP
Wake Forest	W(N)	16(6)	15(7)	16(5)	6(3)	6(7)	0(1)	6(1)	1(2)	DNP	DNP	DNP	DNP
Duke	W(N)	14(9)	*26(4)	12(3)	7(3)	5(4)	0(0)	8(3)	2(2)	0(0)	DNP	0(0)	0(0)
West Virginia	W(N)	19(6)	18(3)	12(2)	4(0)	18(11)	2(1)	10(2)	2(2)	0(3)	DNP	9(0)	8(2)
Illinois	L(N)	12(9)	16(8)	19(3)	2(1)	10(9)	0(1)	7(3)	2(0)	DNP	DNP	2(0)	DNP

\* Indicates Career High

# 1983-84 Results

MD.	OPPONENT		SITE	ATT.	TOP SCORER(S)	TOP REBOUNDER(S)
108	Johns Hopkins	65	(H)	8,000	17 Fothergill, 14 Coleman	9 Veal, 8 Coleman
68	Ohio State	72	(N)	6,438	20 Coleman, 16 Bias	11 Coleman, 5 Bias
77	Canisius	55	(H)	7,750	14 Adkins, 12 Bias	5 Coleman, Veal, Fothergill
67	Penn State	58	(N)	3,425	15 Adkins, 14 Coleman, Branch	7 Coleman, 5 Veal
78	Duquesne	67	(A)	3,873	19 Coleman, 16 Bias	11 Coleman, 8 Branch
104	U.M.E.S.	69	(H)	6,100	18 Coleman	12 Veal, 9 Long
89	Boston College	76	(H)	12,125	23 Adkins, 19 Bias	11 Veal, 7 Coleman, Bias
58	Randolph-Macon	52	(H)	7,125	15 Coleman, 12 Bias, Adkins	8 Coleman, 7 Veal
96	LaSalle	83	(H)	8,725	20 Adkins, 19 Coleman	11 Coleman, 11 Veal
59	N.C. State	55	(A)	12,400	18 Veal	6 Veal, 5 Coleman, Adkins
58	William & Mary	44	(H)	12,750	12 Branch, 10 Coleman	5 Veal, Coleman
62	North Carolina	74	(H)	14,500	24 Bias, 19 Branch	8 Veal, 7 Coleman
81	Duke	75	(A)	8,564	17 Bias, 14 Branch, Adkins	10 Veal, 5 Adkins
85	Clemson	72	(H)	13,050	22 Branch, 21 Coleman	18 Coleman, 5 Veal
69	Old Dominion	58	(A)	10,258	24 Bias, 15 Veal	10 Veal, 7 Coleman
47	Notre Dame	52	(A)	11,345	12 Coleman, 10 Adkins	6 Coleman, 5 Veal, Adkins
67	Virginia	66	(A)	9,000	15 Adkins, 14 Bias, Gatlin	7 Coleman, Bias
70	Georgia Tech (2ot)	71	(A)	7,012	19 Gatlin, 17 Coleman	13 Coleman
87	Wake Forest (2ot)	90	(A)	13,279	19 Adkins, Coleman	12 Coleman, 7 Bias
84	Duke	89	(H)	14,500	26 Coleman, 25 Bias	13 Coleman, 10 Bias
61	Dayton	59	(H)	8,515	26 Coleman, 15 Bias	9 Coleman
66	Clemson (3ot)	65	(A)	7,000	21 Coleman, 11 Branch	10 Coleman, 7 Adkins
63	North Carolina	78	(A)	10,000	18 Bias, 15 Branch	8 Coleman, 6 Long
79	Georgia Tech	74	(H)	14,350	18 Bias, Coleman, 17 Branch	12 Coleman, 5 Veal
90	Wake Forest	79	(H)	14,000	26 Coleman, 17 Branch, 16 Bias, Adkins	7 Bias, 5 Long, Branch
63	N.C. State	50	(H)	14,200	18 Branch, 11 Veal, 10 Bias, 10 Coleman	10 Coleman, 7 Veal
74	Virginia	65	(H)	14,470	20 Branch, 17 Bias	9 Veal, 6 Coleman, Fothergill
69	N.C. State*	63	(N)	16,662	18 Coleman, 15 Bias	10 Veal, 8 Coleman, 7 Bias
66	Wake Forest*	64	(N)	16,662	16 Coleman, 16 Branch, 15 Bias	7 Bias, 7 Veal
74	Duke*	62	(N)	16,662	26 Bias, 14 Coleman	9 Coleman
102	West Virginia#	77	(N)	7,276	19 Coleman, 18 Veal, Bias	11 Veal, 6 Coleman
70	Illinois##	72	(N)	23,525	19 Branch, 16 Bias	9 Veal, 9 Coleman

\* ACC Tournament, The Coliseum, Greensboro, NC

# NCAA Tournament, Mid-East Regional, The Coliseum, Birmingham, AL

## NCAA Tournament, Mid-East Regional, Rupp Arena, Lexington, KY

Overall Season Record: 24-8    ACC Record: 9-5 (Second Place)    12-5 Won ACC Championship

Road Record: Regular Season — 6-4    Home Record: 13-2    Neutral Record: 2-0

Total Attendance: 353,551    Home Attendance: 170,060 (15 Games)

# 1983 - 84 Season Highs

## Individual

MOST POINTS: 26 by Ben Coleman vs Duke, Dayton and Wake Forest  
26 by Len Bias vs Duke in ACC title game  
MOST FIELD GOALS: 12 by Len Bias vs Duke in ACC title game (17 attempts)  
MOST FIELD GOAL ATTEMPTS: 20 by Len Bias vs Duke  
BEST FIELD GOAL PERCENTAGE: 1,000 by Ben Coleman vs Duquesne and Wake Forest (8/8 each)  
MOST FREE THROWS: 10 by Ben Coleman vs Wake Forest  
MOST FREE THROW ATTEMPTS: 12 by Ben Coleman vs Wake Forest (made 10)  
BEST FREE THROW PERCENTAGE: 1,000 by Fothergill, Veal, Adkins, Bias (6/6)  
MOST REBOUNDS: 18 by Ben Coleman vs Clemson  
MOST STEALS: 4 by Jeff Adkins vs Ohio State and Ben Coleman vs Wake Forest  
MOST ASSISTS: 10 by Keith Gatlin vs Duke in ACC title game vs Illinois in NCAA

## Team

MOST POINTS: 108 vs Johns Hopkins  
MOST FIELD GOALS: 45 vs Johns Hopkins (69 attempts)  
MOST FREE THROWS: 30 vs West Virginia (36 attempts)  
MOST FREE THROW ATTEMPTS: 38 vs UMES (made 28)  
BEST FIELD GOAL PERCENTAGE: .667 vs Duquesne (32 of 48) vs West Virginia (36/54)  
BEST FREE THROW PERCENTAGE: .844 vs Georgia Tech (27/32)  
MOST REBOUNDS: 59 vs UMES  
MOST ASSISTS: 25 vs Johns Hopkins and Clemson  
MOST BLOCKED SHOTS: 8 vs LaSalle  
MOST FOULS: 27 vs Ohio State  
FEWEST FOULS: 10 vs Dayton  
MOST TURNOVERS: 21 vs Duquesne, LaSalle  
FEWEST TURNOVERS: 6 vs Virginia  
MOST POINTS BY OPPONENT: 90 by Wake Forest  
FEWEST POINTS BY OPPONENT: 44 by William & Mary  
MOST POINTS IN ONE HALF: 59 vs Johns Hopkins in second half  
BEST FIELD GOAL PERCENTAGE IN ONE HALF: .724 vs Duquesne (21 of 29)  
MOST FIELD GOAL ATTEMPTS: 77 vs UMES (made 38)

SCORE BY PERIODS	FIRST	SECOND	OT	OT	OT	TOTAL
MARYLAND	1155	1207	14	10	5	2391
OPPONENTS	983	1136	14	14	4	2151

## Alaska

November 23-25

Great Alaskan Shootout  
Anchorage, Alaska  
Sullivan Arena



**Location:** Anchorage, Alaska

**Nickname:** Seawolves

**Home Court:** Sullivan Arena  
(8,000)

**Head Coach:** Harry Larrabee  
(Texas '74)

**Record at School:** 50-37, 3 years

**Overall Record:** 50-37, 3 years

**1983-84 Record:** 15-13

**Returning Lettermen:** Ron Beach, 6'1", 10.8; Kevin Smith, 6'5", 8.6; Hans-Jurgen Gnad, 6'9", 7.8; Tyrone Jones, 6'2", 3.6; Luke Dalfior, 6'7", 2.1; John Larsen, 6'4", 1.3; Mike Schmetzer, 6'4", RS.

**Top Newcomers:** Marc Lowe, 6'6"; Danny White, 6'4".

**Lettermen Lost:** Jeff Martin, 6'5", 21.1; Chris Bullock, 5'11", 8.9; Pete Adams, 6'8", 8.2; Bob Lafferty, 6'5", 1.8.

**Conference:** Great Northwest

**Colors:** Green and Gold



Harry Larabee



Ron Beach

**Sports Information Director:** Tim McDiffett

**Office Phone:** (907) 786-1295


**Home Phone:** (907) 243-5772

**Series Record:** 0-0

## University of Alabama

November 23-25

Great Alaskan Shootout  
Anchorage, Alaska



**Location:** Birmingham, Alabama

**Nickname:** Blazers

**Home Court:** Birmingham Coliseum  
(17,000)

**Head Coach:** Gene Bartow  
(NE Missouri State '53)

**Record at School:** 123-63, 6 years

**Overall Record:** 405-212, 22 years

**1983-84 Record:** 23-11

**Returning Lettermen:** Steve Mitchell, 6'1", 13.5; Jerome Mincy, 6'6", 11.3; Marvin Ray Johnson, 6'7", 5.6; Anthony Gordon, 6'7", 5.4; James Ponder, 6'1", 3.5; Archie Johnson, 6'8", 3.5; Murray Bartow, 5'10", 1.0; Greg Matta, 6'4", 0.4.

**Top Newcomers:** Eddie Collins, 6'9"; Bruce Baker, 6'7"; Michael Charles, 6'4"; Reginald Turner, 6'8"; John Brown, 6'4"; Tracy Foster, 6'4"; Cedric Evans, 6'9".


**Lettermen Lost:** McKinley Singleton, 6'5", 14.6; Luellen Foster, 6'4", 7.2; Eugene Jones, 6'5", 2.0.

**Conference:** Sun Belt

**Colors:** Green and Gold



Gene Bartow



Steve Mitchell

**Sports Information Director:** Ken Letson

**Office Phone:** (205) 934-7252

**Home Phone:** (205) 252-3901

**Series Record:** 0-0

## Idaho State

November 23-25

Great Alaskan Shootout  
Anchorage, Alaska



**Location:** Pocatello, Idaho

**Nickname:** Bengals

**Home Court:** ISU Minidome  
(7,938)

**Head Coach:** Wayne Ballard  
(Houston '66)

**Record at School:** 22-37, 2 years

**Overall Record:** 22-37, 2 years

**1983-84 Record:** 12-20

**Returning Lettermen:** Donn Holston, 6'4", 7.2; Ron McCants, 6'2", 1.9; Doug Moratzka, 6'6", 3.5; Nelson Peterson, 6'4", 10.6; Phil Rohr, 6'4", 5.6.

**Top Newcomers:** Bruce Gaitor, 6'5", F-G; Adrian Dorton, 6'7", F; Brett Oliver, 6'9", C; Mike Graefe, 6'2", G.

**Lettermen Lost:** Buck Chavez, 6'5", 11.9; Fred Demerson, 6'1", 3.8; Mike Denkers, 6'7", 10.6; Greg Houskeeper, 6'9", 2.3; Tony Malveaux, 5'11", 4.0; Mike Williams, 6'8", 13.2.

**Conference:** Big Sky

**Colors:** Orange and Black



Wayne Ballad



Nelson Peterson

**Sports Information Director:** Glenn Alford

**Office Phone:** (208) 236-3651

**Home Phone:** (208) 233-0516

**Series Record:** 0-0



## Illinois

November 23-25  
Great Alaskan Shootout  
Anchorage, Alaska



**Location:** Champaign, Illinois  
**Nickname:** Fighting Illini  
**Home Court:** Assembly Hall  
(16,153)  
**Head Coach:** Lou Henson  
(New Mexico State '55)  
**Record at School:** 170-100, 9 years  
**Overall Record:** 410-207, 22 years  
**1983-84 Record:** 26-5

**Returning Lettermen:** Efreem Winters, 6'9", 14.7; Bruce Douglas, 6'3", 12.9; Doug Altenberger, 6'4", 11.4; George Montgomery, 6'8", 9.7; Scott Meents, 6'9", 5.2; Tom Schaffer, 6'7", 2.7; Tony Wysinger, 5'10", 1.9; Anthony Welsh, 6'9", 7.0.

**Top Newcomers:** Ken Norman, 6'7"; Jens Kujawa, 7'0"; Olaf Blab, 7'0"; Scott Haffner, 6'4"; Glynn Blackwell, 6'4".

**Lettermen Lost:** Quinn Richardson, 5'11", 7.7

**Conference:** Big Ten

**Colors:** Orange and Blue



Lou Henson

Efreem Winters

**Sports Information Director:** Tab Bennett

**Office Phone:** (217) 333-1390

**Home Phone:** (217) 359-4784

**Series Record:** 1-0 Illinois

## Kansas

November 23-25  
Great Alaskan Shootout  
Anchorage, Alaska



**Location:** Lawrence, Kansas  
**Nickname:** Jayhawks  
**Home Court:** Allen Field House  
(15,200)  
**Head Coach:** Larry Brown  
(North Carolina '62)  
**Record at School:** 22-10, 1 year  
**Overall Record:** 64-27, 3 years  
**1983-84 Record:** 22-10

**Returning Lettermen:** Mark Turgeon, 5'10", 4.3; Greg Dreiling, 7'1", 9.7; Tad Boyle, 6'4", 1.8; Calvin Thompson, 6'6", 11.3; Ron Kellogg, 6'5", 6.1; Cedric Hunter, 6'0", 4.2.

**Top Newcomers:** Danny Manning, 6'11"; Tyrone Jones, 6'6"; Altonio Campbell, 6'0"; Milton Newton, 6'4"; Rodney Hull, 6'7".

**Lettermen Lost:** Carl Henry, 6'5", 16.8; Kelly Knight, 6'8", 11.4; Brian Martin, 6'9", 5.1; Tim Banks, 6'2", 1.2.

**Conference:** Big Eight

**Colors:** Crimson and Blue



Larry Brown

Greg Dreiling

**Sports Information Director:** Doug Vance


**Office Phone:** (913) 864-3417

**Home Phone:** (913) 841-1247

**Series Record:** 2-0 Kansas

## Oregon

November 23-25  
Great Alaskan Shootout  
Anchorage, Alaska



**Location:** Eugene, Oregon  
**Nickname:** Ducks  
**Home Court:** McArthur Court  
(10,099)  
**Head Coach:** Don Monson  
(Idaho '55).  
**Record at School:** 16-13, 1 year  
**Overall Record:** 116-54, 6 years  
**1983-84 Record:** 16-13

**Returning Lettermen:** Blair Rasmussen, 7'0", 16.6; Greg Trapp, 6'7", 8.4; Chris Harper, 6'2", 11.2; Mike Matheson, 6'7", 4.0; Kenny Sprague, 6'7", 1.7; David Girley, 6'0", 1.5; Donald Dutton, 6'1", 3.0; Jerry Adams, 6'8", RS; Greg Bell, 6'1", RS.

**Top Newcomers:** Anthony Taylor, 6'4"; Rick Osborn, 6'4".

**Lettermen Lost:** David Brantley, 6'4", 10.0; Gary Gatewood, 6'3", 8.8.

**Conference:** Pac-10

**Colors:** Green and Yellow



Don Monson

Blair Rasmussen

**Sports Information Director:** Steve Hellyer

**Office Phone:** (503) 686-5488


**Home Phone:** (503) MUD-DUCK

**Series Record:** 0-0

# Tennessee

November 23-25

Great Alaskan Shootout  
Anchorage, Alaska



**Location:** Knoxville, Tennessee  
**Nickname:** Volunteers  
**Home Court:** Stokely Athletics Center (12,700)  
**Head Coach:** Don DeVoe (Ohio State '64)  
**Record at School:** 121-67, 6 years  
**Overall Record:** 238-137, 13 years  
**1983-84 Record:** 21-14

**Returning Lettermen:** Fred Jenkins, 6'3", 10.1; Tony White, 6'2", 9.2; Rob Jones, 6'7", 7.8; Kevin Woods, 6'5", 4.7; Kirk Naler, 6'8", 3.1; Myron Carter, 6'2", 2.0; Anthony Richardson, 6'6", 2.0; Tyrone Harper, 6'7", 1.7; John Snodgrass, 6'10", 1.6; Michael Brooks, 6'2", RS, 14.1, Jr. year.

**Top Newcomers:** Sam Arterburn, 6'6"; Ron Hausley, 6'4"; Lionel Miller, 6'5"; Stacey Thomas, 6'7"; Wayne Tiller, 6'8".

**Lettermen Lost:** Willie Burton, 6'7", 13.5; Dan Federmann, 6'10", 8.0; Tyrone Beaman, 5'11", 6.8.

**Conference:** Southeastern

**Colors:** Orange and White



Don DeVoe



Fred Jenkins

**Sports Information Director:** Haywood Harris  
**Office Phone:** (615) 974-1215  
**Home Phone:** (615) 584-3347  
**Series Record:** 2-1 Tennessee

# West Virginia

December 1 8:00 P.M.  
College Park, Maryland  
Cole Field House



**Location:** Morgantown, West Va.  
**Nickname:** Mountaineers  
**Home Court:** West Virginia Coliseum (14,000)  
**Head Coach:** Gale Cattlett (West Virginia '63)  
**Record at School:** 124-60, 6 years  
**Overall Record:** 250-104, 12 years  
**1983-84 Record:** 20-12

**Returning Lettermen:** Lester Rowe, 6'5", 15.6; Dale Blaney, 6'4", 12.3; JJ Crawl, 6'1", 8.0; Vernon Odom, 6'2", 9.5; Darrell Pinckney, 6'9", 2.4; Lee Weary, 6'2", 0.5; Bernard Wolf, 6'9", 0.7; Eric Semisch, 6'8", 1.3.

**Top Newcomers:** Herbie Brooks, 6'2"; Aundrae Davis, 6'5"; Wade Smith, 6'10"; Wayne Yearwood, 6'7".

**Lettermen Lost:** Tim Kearney, 6'11", 7.6; Mike King, 6'5", 8.8.

**Conference:** Atlantic 10

**Colors:** Blue and Gold



Gale Cattlett



Lester Rowe

**Sports Information Director:** Joe Boczek  
**Office Phone:** (304) 293-2821  
**Home Phone:** (304) 598-3450  
**Series Record:** 18-10 West Virginia

# Cleveland State

December 5 8:00 P.M.  
College Park, Maryland  
Cole Field House



**Location:** Cleveland, Ohio  
**Nickname:** Vikings  
**Home Court:** Woodling Gym (3000)  
**Head Coach:** Kevin Mackey (St. Anselm '67)  
**Record at School:** 14-16, 1 year  
**Overall Record:** 14-16, 1 year  
**1983-84 Record:** 14-16

**Returning Lettermen:** Clinton Ransey, 6'4", 13.4; Vince Richards, 6'2", 10.7; Eric Mudd, 6'7", 7.5; Shawn Hood, 5'8", 5.2; Steve Corbin, 6'1", 6.7; Eddie Bryant, 5'10", 5.8; Stan Pittman, 6'2", 1.2.

**Top Newcomers:** Tyrone Kingwood, 6'2", g; Eugene Miles, 6'9", c; Clinton Smith, 6'6", g/f.

**Lettermen Lost:** Dave Youdath, 6'8", 13.7; Lionel King, 6'5", 4.4; Tom Bragg, 6'4", 3.2; Bill Evans, 6'5", 2.7; Derrick Howel, 6'8", 2.3; Kermit Sharp, 6'1", 2.1; Rick Rader, 5'11", 0.0.

**Conference:** AMCU-8

**Colors:** Forest Green and White



Kevin Mackey



Clinton Ransey

**Sports Information Director:** Merle Levin  
**Office Phone:** (216) 687-4818  
**Home Phone:** (216) 423-0293  
**Series Record:** 0-0

## Alabama

December 8 7:30 P.M.  
Birmingham Coliseum  
(17,000)  
Birmingham, Alabama



**Location:** University, Alabama  
**Nickname:** Crimson Tide  
**Home Court:** Memorial Coliseum  
(15,043)  
**Head Coach:** Wimp Sanderson  
(Florence State '59)  
**Record at School:** 80-42, 5 years  
**Overall Record:** 80-42, 5 years  
**1983-84 Record:** 18-12  
**Returning Lettermen:** Bobby Lee  
Hurt, 6'9", 15.6; Buck Johnson,  
6'7", 17.0; Darrell Neal, 6'8", 7.1;  
Terry Corner, 6'2", 5.8; Craig Dud-  
ley, 6'4", 2.9; Mark Farmer, 6'11",  
0.7; Jim Farmer, 6'3", 1.8.  
**Top Newcomers:** Mark Gottfried,  
6'1"; Jimmy Smith, 6'4"; Derrick  
McKey, 6'9"; Paul Stewart, 6'6".  
**Lettermen Lost:** Terry Williams,  
6'10", 14.3; Eric Richardson, 6'3",  
10.3; Rex Jones, 6'3", 1.4.  
**Conference:** Southeastern  
**Colors:** Crimson and White



Wimp Sanderson

Bobby Lee Hurt

---

**Sports Information Director:** Wayne  
Atcheson  
**Office Phone:** (205) 348-6084  
**Home Phone:** (205) 556-8610  
**Series Record:** 1-0 Maryland

---

## Ohio State

December 8 8:00 P.M.  
College Park, Maryland  
Cole Field House



**Location:** Columbus, Ohio  
**Nickname:** Buckeyes  
**Home Court:** St. John Arena  
(13,591)  
**Head Coach:** Eldon Miller  
(Wittenberg '61)  
**Record at School:** 137-94, 8 years  
**Overall Record:** 365-217, 22 years  
**1983-84 Record:** 15-14  
**Returning Lettermen:** Troy Taylor,  
G, 6'0", 14.0; Ronnie Stokes, G,  
5'11", 12.0; Clarence McGee, F,  
6'7", 4.3; Keith Wesson, C, 6'9", 4.2;  
Curtis Wilson, G, 6-1, 1.2; Dennis  
Hopson, F, 6'5", 5.3; Dave Jones,  
G, 6'2", 6.5.  
**Top Newcomers:** Brad Sellers, C, 7'1"  
(transfer from Wisconsin); John  
Anderson, C, 6'9"; Scott Anderson,  
G, 6'4"; Joe Dumas, F, 6'10"; Kip  
Lomax, G, 6'2".  
**Lettermen Lost:** Tony Campbell,  
6'7", 18.6.  
**Conference:** Big Ten  
**Colors:** Scarlet and Gray



Eldon Miller

Troy Taylor

---

**Sports Information Director:** Marvin  
Homan  
**Office Phone:** (614) 422-6862  
**Home Phone:** (614) 885-5622  
**Series Record:** 2-1 Ohio State

---

## Loyola College Baltimore

December 22 8:00 P.M.  
Baltimore Civic Center  
Baltimore, Maryland



**Location:** Baltimore, MD  
**Nickname:** Greyhounds  
**Home Court:** Emil G. Reitz Arena  
(3000)  
**Head Coach:** Mark Amatucci  
(Juniata, '74)  
**Record at School:** 20-36, 2 years  
**Overall Record:** 20-36, 2 years  
**1983-84 Record:** 16-12  
**Returning Lettermen:** Maurice  
Hicks, 5'9", 16.1; Tom Gormley,  
6'1", 13.5; David Gately, 6'3", 12.7;  
Tommy Lee, 6'5", 8.4; Aubrey  
Revely, 6'3", 7.8; Kevin Carter,  
6'5", 5.1.  
**Top Newcomers:** Glenn Rogers, 6'7";  
Brad Meyers, 6'7"; Vernon Hill,  
6'4"; James Tubman, 5'9".  
**Lettermen Lost:** David Urban, 6'5",  
8.1; Steve Rossiter, 6'6", 5.2.  
**Conference:** ECAC Metro  
**Colors:** Green and White



Mark Amatucci

Maurice Hicks

---

**Sports Information Director:** Joseph  
Quinlan, Jr.  
**Office Phone:** (301) 323-1010  
**Home Phone:** (301) 433-0309  
**Series Record:** 1-4 Loyola

---

# Arkansas

December 25-28  
Rainbow Classic  
Honolulu, Hawaii



**Location:** Fayetteville, Arkansas  
**Nickname:** Razorbacks  
**Home Court:** Barnhill Arena (9000)  
**Head Coach:** Eddie Sutton (Oklahoma State '58)  
**Record at School:** 238-62, 10 years  
**Overall Record:** 320-112, 15 years  
**1983-84 Record:** 25-7

**Returning Lettermen:** Joe Kleine, 6'11", 16.7; Charles Balentine, 6'6", 7.7; Scott Rose, 5'10", 2.7; Mike Ratcliff, 6'4", 2.0; Keenan DeBose, 6'5", 1.8; Jay Crane, 6'8½", 1.2; Eric Poerschke, 6'7", 0.7.

**Top Newcomers:** Andrew Lang, 6'11"; Kenny Hutchinson, 6'3"; William Mills, 6'7"; Allie Freeman, 6'2"; Stephan Moore, 6'8½".

**Lettermen Lost:** Alvin Robertson, 6'4", 15.5; LeRoy Sutton, 6'6", 8.4; Ricky Norton, 6'2", 8.6; Darryl Bedford, 6'8", 2.1; Robert Kitchen, 6'4", 1.7; Robert Brannon, 6'7", 1.1; Jimmy Dykes, 6'0", 0.0.

**Conference:** Southwest  
**Colors:** Cardinal and White



Eddie Sutton      Joe Kleine

**Sports Information Director:** Rick Schaeffer  
**Office Phone:** (501) 575-2751  
**Home Phone:** (501) 521-7393  
**Series Record:** 0-0

# Cornell

December 25-28  
Rainbow Classic  
Honolulu, Hawaii



**Location:** Ithaca, New York  
**Nickname:** Big Red  
**Home Court:** Barton Hall (5500)  
**Head Coach:** Tom Miller (U.S. Military Academy '70)  
**Record at School:** 43-61, 4 years  
**Overall Record:** 43-61, 4 years  
**1983-84 Record:** 16-10

**Returning Lettermen:** Ken Bantum, 6'7", 14.2; Drew Martin, 6'4", 10.6; Len Palmer, 6'5", 4.8; John Bajusz, 6'1", 10.7; Sam Givens, 6'2", 2.3; Eric King, 6'4", 0.7; Fred Hedengren, 6'8", 0.1; Derek Williams, 5'11", 2.4.

**Top Newcomers:** Wolfgang Florin, 6'6"; Greg Gilda, 6'8"; Mike Millane, 6'5"; James Paul, 6'5".

**Lettermen Lost:** Brad Bomba, 6'7", 10.5; Andy Loder, 6'4", 1.6.

**Conference:** Ivy League  
**Colors:** Carnelian Red and White



Tom Miller      Ken Bantum

**Sports Information Director:** Dave Wohlmueter  
**Office Phone:** (607) 256-3752  
**Home Phone:** (607) 273-5891  
**Series Record:** 0-0

# Georgia Tech

Dec. 25-28 Rainbow Classic  
Honolulu, Hawaii  
February 2 9:00 P.M.  
College Park, Maryland  
Cole Field House  
Feb. 19, 3:30 P.M., Atlanta, GA  
Alexander Memorial Coliseum



**Location:** Atlanta, Georgia  
**Nickname:** Rambling Wreck/Yellow Jackets  
**Home Court:** Alexander Memorial Coliseum (8000)  
**Head Coach:** Bobby Cremins (South Carolina '70)  
**Record at School:** 41-42, 3 years  
**Overall Record:** 141-112, 9 years  
**1983-84 Record:** 18-11

**Returning Lettermen:** Bruce Dalrymple, 6'3", 13.6; Yvon Joseph, 6'11", 11.9; Jack Mansell, 6'7", 1.1; Craig Neal, 6'4", 5.4; Scott Petway, 6'6", 4.1; Mark Price, 6'0", 15.6; John Salley, 6'11", 11.8; Ron Williams, 6'0", 0.4.

**Top Newcomers:** Bud Adams, 6'7"; Duane Ferrell, 6'6"; Antoine Ford, 7'0"; John Martinson, 6'1"; Willie Reese, 6'10".

**Lettermen Lost:** Anthony Byrd, 6'2", 4.6; Greg Wilson, 6'8", 0.9.

**Conference:** Atlantic Coast  
**Colors:** Old Gold and White



Bobby Cremins      Mark Price

**Sports Information Director:** Mike Finn  
**Office Phone:** (404) 894-5445  
**Home Phone:** (404) 938-9910  
**Series Record:** 11-5 Maryland

# Hawaii

December 25-28

Rainbow Classic  
Honolulu, Hawaii



**Location:** Honolulu, Hawaii  
**Nickname:** Rainbows  
**Home Court:** Neil S. Blaisdell Center (7,575)  
**Head Coach:** Larry Little (Illinois State '62)  
**Record at School:** 93-125, 8 years  
**Overall Record:** 193-158, 13 years  
**1983-84 Record:** 6-10  
**Returning Lettermen:** Ray Arthur, 6'8", 7.0; William Colston, 5'11", 4.4; Michael Hutcherson, 6'2", 0.3; Sam Johnson, 6'4", 4.1; Andre Morgan, 6'4", 8.9; Bill Mosier, 6'8", 1.2.  
**Top Newcomers:** Joe Cowan, 6'10"; Anthony Jones, 6'6"; George Kohelem, 6'4"; Kenny Walker, 6'4".  
**Lettermen Lost:** Larry Connors, 6'7", 2.6; Dan Hale, 6'5", 4.2; Rogue Harris, 7'2", 4.5; Greg Hicks, 6'5", 12.6; Jack Miller, 6'7", 15.4; Crosetti Speight, 6'3", 7.9.  
**Conference:** Western Athletic  
**Colors:** Green and White



Larry Little

Ray Arthur

**Sports Information Director:** Ed Inouye  
**Office Phone:** (808) 948-7523  
**Series Record:** 0-0

# Iowa

December 25-28

Rainbow Classic  
Honolulu, Hawaii



**Location:** Iowa City, Iowa  
**Nickname:** Hawkeyes  
**Home Court:** Carver-Hawkeye Arena (15,450)  
**Head Coach:** George Raveling (Villanova '60)  
**Record at School:** 13-15, 1 year  
**Overall Record:** 180-151, 12 years  
**1983-84 Record:** 13-15  
**Returning Lettermen:** Andre Banks, 6'4", 4.5; Todd Berkenpas, 6'2", 3.9; Bryan Boyle, 6'7", 2.0; Ken Fullard, 5'10", 0.8; Brad Lohaus, 7'0", 6.8; Michael Payne, 6'11", 9.3; Dave Snedeker, 6'8", 0.7; Greg Stokes, 6'10", 14.9.  
**Top Newcomers:** Al Lorenzen, 6'8"; Clarence Jones, 6'7"; Jeff Moe, 6'3"; Gerry Wright, 6'8" (transfer from USC); Michael Morgan, 6'4"; Michael Reaves, 6'2".  
**Lettermen Lost:** Steve Carfino, 6'2", 11.7; Craig Anderson, 6'7", 4.1; Waymond King, 6'0", 0.4.  
**Conference:** Big Ten  
**Colors:** Old Gold and Black



George Raveling

Greg Stokes

**Sports Information Director:** George Wine  
**Office Phone:** (319) 353-3038  
**Home Phone:** (319) 337-3933  
**Series Record:** 0-0

# Iowa State

December 25-28

The Rainbow Classic  
Honolulu, Hawaii



**Location:** Ames, Iowa  
**Nickname:** Cyclones  
**Home Court:** James H. Hilton Coliseum (14,020)  
**Head Coach:** Johnny Orr (Beloit '49)  
**Record at School:** 48-63, 4 years  
**Overall Record:** 296-209, 19 years  
**1983-84 Record:** 16-13  
**Returning Lettermen:** Barry Stevens, 6'5", 22.2; Jeff Hornacek, 6'3", 10.0; David Moss, 6'8", 7.3; Ron Virgil, 6'4", 4.5; Sam Hill, 6'8", 2.1; Brad Dudek, 2.1; Ray Harris, 6'6", 1.3; Wes Wallace, 6'2", 0.9; Tom Peterson, 6'5", 0.4.  
**Top Newcomers:** Jeff Grayer, 6'5"; Eli Parker, 6'4"; Gary Thompkins, 6'3".  
**Lettermen Lost:** Ron Harris, 6'3", 10.9; Terrence Allen, 6'0", 11.0; David Rauker, 6'5", 0.0; John Culbertson, 6'9", 2.3.  
**Conference:** Big Eight  
**Colors:** Cardinal and Gold



Johnny Orr

Barry Stevens

**Sports Information Director:** Kirk Hendrix  
**Office Phone:** (515) 294-3372  
**Home Phone:** (515) 292-6771  
**Series Record:** 0-0

# Washington

December 25-28  
Rainbow Classic  
Honolulu, Hawaii



**Location:** Seattle, Washington  
**Nickname:** Huskies  
**Home Court:** Hec Edmundson Pavilion  
**Head Coach:** Marv Harshman (Pacific Lutheran '42)  
**Record at School:** 222-136, 13 years  
**Overall Record:** 620-438, 39 years  
**1983-84 Record:** 24-7  
**Returning Lettermen:** Detlef Schrempf, 6'9½", 16.8; Christian Welp, 7'0", 10.6; Paul Fortier, 6'9", 9.1; Shag Williams, 6'3½", 6.1; Reggie Rogers, 6'7", 4.9; Clay Damon, 6'3½", 3.3; Gary Gardner, 6'3", 2.1; Flosi Sigurdsson, 7'0", 0.9; Kevin Vadato, 6'5", 0.4.  
**Top Newcomers:** Steve Evenson, 6'7"; J.D. Taylor, 6'5"; Troy Morrell, 6'2"; David Wilson, 6'2".  
**Lettermen Lost:** Alvin Vaughn, 5'11", 7.6; Dave Koehler, 6'0", 1.7; Tim Kuyper, 6'7", 3.7; Pete Shimer, 6'2", 0.2.  
**Conference:** Pacific-10  
**Colors:** Purple and Gold



Marv Harshman Detlef Schrempf

**Sports Information Director:** Mike Wilson  
**Office Phone:** (206) 543-6441  
**Home Phone:** (206) 746-5347  
**Series Record:** 0-0

# N. C. State

January 2 9:00 P.M.  
College Park, Maryland  
Cole Field House  
February 27 7:30 P.M.  
Raleigh, North Carolina  
Reynolds Coliseum



**Location:** Raleigh, North Carolina  
**Nickname:** Wolfpack  
**Home Court:** Reynolds Coliseum (12,400)  
**Head Coach:** Jim Valvano (Rutgers '67)  
**Record at School:** 81-47, 4 Years  
**Overall Record:** 217-144, 9 Years  
**1983-84 Record:** 19-14  
**Returning Lettermen:** Spud Webb, 5'7", 9.8; George McClain, 6'0", 1.7; Bennie Bolton, 6'7", 3.1; Terry Gannon, 6'1", 11.4; Ernie Myers, 6'5", 9.5; Russell Pierre, 6'8", 7.9; Mike Warren, 6'7", 0.9; Lorenzo Charles, 6'7", 18.0; Cozell McQueen, 6'11", 7.4.  
**Top Newcomers:** Vincent Del Negro, 6'3"; Quentin Jackson, 6'1"; Nate McMillan, 6'5"; John Thompson, 6'7".  
**Lettermen Lost:** Alvin Battle, 6'7", 0.0; Rodney Butts, 6'7", 1.3; Walt Densmore, 6'7", 0.2; Tommy Dinardo, 6'6", 0.0; Harold Thompson, 6'6", 1.6.  
**Conference:** Atlantic Coast Conference  
**Colors:** Red and White



Jim Valvano Lorenzo Charles

**Sports Information Director:** Ed Seaman  
**Office Phone:** (919) 737-2102  
**Home Phone:** (919) 829-9186  
**Series Record:** 54-36 N.C. State

# Dayton

January 5, 1985 8:00 P.M.  
Dayton, Ohio



**Location:** Dayton, Ohio  
**Nickname:** Flyers  
**Home Court:** U of Dayton Arena (13,455)  
**Head Coach:** Don Donoher (Dayton '54)  
**Record at School:** 363-202, 20 years  
**Overall Record:** 363-202, 20 years  
**1983-84 Record:** 21-11  
**Returning Lettermen:** Ed Young, 6'7", 13.4; Sedric Toney, 6'2", 11.6; Damon Goodwin, 6'6", 10.1; Larry Schellenberg, 6'3", 6.6; Dan Christie, 6'1", 3.6; Jeff Zern, 6'9", 2.0; Ted Harris, 6'1", 2.0; Don Hughes, 6'9", 0.8; Anthony Grant, 6'5", 0.8; Rory Dahlinghaus, 6'8", 0.7; Jeff Tressler, 6'11", 0.8; Jim Shields, 6'8", 0.4.  
**Top Newcomers:** Eric Matthews, 6'3"; Steve Smith, 6'5"; Dave Colbert, 6'8" - RS.  
**Lettermen Lost:** Roosevelt Chapman, 6'5", 21.8.  
**Conference:** Independent  
**Colors:** Red and Blue



Don Donoher Ed Young

**Sports Information Director:** Doug Hauschild  
**Office Phone:** (513) 229-4421  
**Home Phone:** (513) 293-8441  
**Series Record:** 2-0 Maryland

## North Carolina

January 9 8:00 P.M.  
Chapel Hill, North Carolina  
Carmichael Auditorium  
February 13 9:00 P.M.  
College Park, Maryland  
Cole Field House



**Location:** Chapel Hill, North Carolina

**Nickname:** Tar Heels

**Home Court:** Carmichael Auditorium (10,000)

**Head Coach:** Dean Smith (Kansas '53)

**Record at School:** 524-156, 23 Years

**Overall Record:** 524-156, 23 Years

**1983-84 Record:** 28-3

**Returning Lettermen:** Buzz Peterson, 6'4", 3.7; Timo Makkonen, 6'11", 0.3; Brad Daugherty, 6'11", 10.5; Steve Hal, 6'3", 5.2; Cliff Morris, 6'3", 0.5; Dave Popson, 6'9", 1.9; Kenny Smith, 6'2", 9.1; Joe Wolf, 6'10", 3.4.

**Top Newcomers:** Matt Brust, 6'5"; Ranzino Smith, 6'0".

**Lettermen Lost:** Sam Perkins, 6'10", 17.6; Matt Doherty, 6'8", 9.8; Michael Jordon, 6'5", 19.6; Cecil Exum 6'6", 2.3.

**Conference:** Atlantic Coast

**Colors:** Carolina Blue & White



Dean Smith



Brad Daugherty

**Sports Information Director:** Rick Brewer

**Office Phone:** (919) 962-2123

**Home Phone:** (919) 929-2721

**Series Record:** 77-33 North Carolina

## Duke

January 14 8:00 P.M.  
College Park, Maryland  
Cole Field House  
February 9 3:00 P.M.  
Durham, North Carolina  
Cameron Indoor Stadium



**Location:** Durham, North Carolina

**Nickname:** Blue Devils

**Home Court:** Cameron Indoor Stadium (8,564)

**Head Coach:** Mike Krzyzewski (Army '69)

**Record at School:** 62-57, 4 years

**Overall Record:** 135-116, 9 years

**1983-84 Record:** 24-10

**Returning Lettermen:** Mark Alarie, 6'8", 17.5; Tommy Amaker, 6'0", 7.5; Todd Anderson, 6'9", 0.5; Jay Bilas, 6'8", 8.1; Jay Bryan, 6'8", 0.6; Vince Crump, 6'6", 0.1; Johnny Dawkins, 6'2", 19.4; David Henderson, 6'5", 13.5; Dan Meagher, 6'7", 7.9; Martin Nessley, 7'2", 1.4; Weldon Williams, 6'6", 0.0.

**Top Newcomers:** Billy King, 6'6"; Kevin Strickland, 6'5".

**Lettermen Lost:** Richard Ford, 5'10", 0.2; Doug McNeelt, 6'5", 2.4.

**Conference:** Atlantic Coast

**Colors:** Royal Blue and White



Mike Krzyzewski



Johnny Dawkins

**Sports Information Director:** Tom Mickle

**Office Phone:** (919) 684-2633

**Home Phone:** (919) 489-5275

**Series Record:** 61-46 Duke

## Clemson

January 16 8:00 P.M.  
College Park, Maryland  
Cole Field House  
February 17 1:30 P.M.  
Clemson, South Carolina  
Littlejohn Coliseum



**Location:** Clemson, South Carolina

**Nickname:** Tigers

**Home Court:** Littlejohn Coliseum (10,790)

**Head Coach:** Cliff Ellis (Florida State '68)

**Record at School:** First Year

**Overall Record:** 171-84, 9 years

**1983-84 Record:** 22-8 at South Alabama

**Returning Lettermen:** Vincent Hamilton, 6'4"; Anthony Jenkins, 6'7", 10.1; Chris Michael, 6'5", 7.5; Raymond Jones, 6'8", 7.0; Horace Grant, 6'9", 5.7; Warren Wallace, 6'2", 2.9; Glen McCants, 6'9", 1.8.

**Top Newcomers:** Harvey Grant, 6'9"; Glenn Corbit, 6'6"; Anthony Blackman, 6'3".

**Lettermen Lost:** Murray Jarman, 6'6", 15.0; Marc Campbell, 6'2", 7.1; Mike Eppley, 6'2", 3.2; Clarke Bynum, 6'7", 1.7; David Shaffer, 6'7", 5.3.

**Conference:** Atlantic Coast

**Colors:** Purple and Orange



Cliff Ellis



Vincent Hamilton

**Sports Information Director:** Bob Bradley

**Office Phone:** (803) 656-2101 2114

**Home Phone:** (803) 654-5419


**Series Record:** 58-26 Maryland

# Nevada Las Vegas

January 19 3:00 P.M.  
Las Vegas, Nevada



**Location:** Las Vegas, Nevada  
**Nickname:** Running Rebels  
**Home Court:** Thomas & Mack Center (18,500)  
**Head Coach:** Jerry Tarkanian (Fresno State '55)  
**Record at School:** 259-72, 11 years  
**Overall Record:** 593-118, 23 years  
**1983-84 Record:** 29-6  
**Returning Lettermen:** Richie Adams, 6'9", 12.7; Fred Banks, 6'2", 4.9; Ed Catchings, 6'8", 12.3; Ricky Collier, 6'5", 2.8; John Flowers, 6'10", 7.1; Spoon James, 6'6", 11.5.  
**Top Newcomers:** Leon Symanski, 6'8"; Chris Fancher, 6'0".  
**Lettermen Lost:** Danny Tarkanian, 6'2", 7.3; Jeff Collins, 6'2", 11.2; Paul Brozovich, 6'10", 4.4; Eric Booker, 6'4", 9.9.  
**Conference:** Pacific Coast Athletic Association  
**Colors:** Scarlet and Gray



Jerry Tarkanian      Richie Adams

**Sports Information Director:** Joyce Aschenbrenner  
**Office Phone:** (702) 739-3207  
**Home Phone:** (702) 739-9628  
**Series Record:** 1-1

# Holy Cross

January 21 8:00 P.M.  
College Park, Maryland  
Cole Field House



**Location:** Worcester, Massachusetts  
**Nickname:** Crusaders  
**Home Court:** Hart Center (4,000) Centrum (12,000)  
**Head Coach:** George Blaney (Holy Cross '61)  
**Record at School:** 203-140, 12 years  
**Overall Record:** 267-189, 17 years  
**1983-84 Record:** 12-18  
**Returning Lettermen:** Dennis Ahern, 6'6", 1.7; Walter Coates, 6'8", 2.4; Dave Hohman, 6'6", 2.0; Myles Maguire, 6'11", 0.6; Brian Reale, 6'4", 6.7; Jim Runcie, 6'2", 10.1; Larry Westbrook, 6'1", 8.9.  
**Top Newcomers:** Paul Durkee, 6'7"; Jim McCaffrey, 6'1"; Doug McCrory, 6'4"; Bill Meyer, 6'7".  
**Lettermen Lost:** Pat Elzie, 6'8", 20.4; Ernie Floyd, 6'9", 15.6; Champ Godbolt, 6'4", 12.6; Richie Guerin, 6'2", 0.6; Darren Maloney, 6'7", 6.4.  
**Conference:** MAAC  
**Colors:** Royal Purple and White



George Blaney      Dave Hohman

**Sports Information Director:** Gregg Burke  
**Office Phone:** (617) 793-2583  
**Home Phone:** (617) 832-6616  
**Series Record:** 3-0 Maryland

# Notre Dame

January 26 1:00 P.M.  
College Park, Maryland  
Cole Field House



**Location:** South Bend, Indiana  
**Nickname:** Fighting Irish  
**Home Court:** Athletic and Convocation Center (11,345)  
**Head Coach:** Richard "Digger" Phelps (Rider '63)  
**Record at School:** 256-123, 13 years  
**Overall Record:** 282-126, 14 years  
**1983-84 Record:** 21-12  
**Returning Lettermen:** JoJo Buchanan, 6'2", 3.1; Dan Duff, 6'0", 3.3; Scott Hicks, 6'3", 4.8; Joseph Price, 6'5", 5.8; Joe Howard, 5'9", 5.5; John Bowen, 6'8", 1.1; Jim Dolan, 6'8", 7.3; Donald Royal, 6'7", 3.4; Barry Spencer, 6'7", 0.8; Ken Barlow, 6'10", 9.0; Tim Kempton, 6'9", 10.3.  
**Top Newcomers:** Matt Beuwsaert, 6'6"; David Rivers, 6'0"; Drazen Petrovic, 6'4"; Gary Voce, 6'9"; Jeff Peters, 6'4".  
**Lettermen Lost:** Tom Sulby, 6'4", 18.7; Cecil Rucker, 6'8", 1.4.  
**Conference:** Independent  
**Colors:** Blue and Gold



Richard "Digger" Phelps      Ken Barlow

**Sports Information Director:** Roger O. Valdiserri  
**Office Phone:** (219) 239-7516  
**Home Phone:** (219) 277-0695  
**Series Record:** 6-5 Notre Dame



## Villanova

January 27 2:30 P.M.  
College Park, Maryland  
Cole Field House



**Location:** Villanova, Pennsylvania

**Nickname:** Wildcats

**Home Court:** Villanova Arena  
(3,200)

**Head Coach:** Roland "Rollie"  
Massimino (Vermont '56)

**Record at School:** 203-127, 11 years

**Overall Record:** 237-143, 13 years

**1983-84 Record:** 19-12

**Returning Lettermen:** Ed Pinckney, 6'9½", 15.4; Dwayne McClain, 6'6", 13.1; Harold Pressley, 6'7", 12.6; Gary McLain, 6'0", 7.4; Dwight Wilbur, 6'2", 5.7; Harold Jensen, 6'4", 2.7; Chuck Everson, 7'0", 1.9; Connally Brown, 6'7½", 1.2; Brian Harrington, 6'0", 0.3; Massimino, 5'10", 0.1; Steve Pinone, 6'4", 0.1. Roland "R.C."

**Top Newcomers:** Veltra Dawson, 6'1"; Mark Plansky, 6'6".

**Lettermen Lost:** Frank Dobbs, 10.3; Michael Enright, 0.5.

**Conference:** Big East

**Colors:** Blue and White



Roland "Rollie"  
Massimino

Ed Pinckney

**Sports Information Director:** Craig Miller

**Office Phone:** (215) 645-4121

**Home Phone:** (215) 622-5056

**Series Record:** 0-0

## Virginia

January 30 8:00 P.M.  
College Park, Maryland  
Cole Field House  
March 3 1:30 P.M.  
Charlottesville, Virginia  
University Hall



**Location:** Charlottesville, Virginia

**Nickname:** Cavaliers, Wahoos

**Home Court:** University Hall  
(9,000)

**Head Coach:** Terry Holland  
(Davidson '64)

**Record at School:** 214-95, 10 years

**Overall Record:** 306-138, 15 years

**1983-84 Record:** 21-12

**Returning Lettermen:** Kenny Johnson, 6'0", 1.0; Dan Merrifield, 6'6", 3.0; Jim Miller, 6'8", 10.8; Tim Mullen, 6'5", 4.0; Olden Polynice, 6'11", 7.7; Tom Sheehy, 6'9", 7.3; Anthony Solomon, 5'10", 0.8.

**Top Newcomers:** Tom Calloway, 6'0"; John Duslin, 6'11"; John Johnson, 5'11"; Mel Kennedy, 6'5"; Tim Martin, 6'11"; Darrick Simms, 6'3".

**Lettermen Lost:** Rick Carlisle, 6'5", 11.1; Kenton Edelin, 6'8", 4.4; Ricky Stokes, 5'10", 6.4; Othell Wilson, 6'0", 13.8.

**Conference:** Atlantic Coast

**Colors:** Orange and Blue



Terry Holland

Jim Miller

**Sports Information Director:** Rich Murray

**Office Phone:** (804) 924-3011

**Home Phone:** (804) 978-2966

**Series Record:** 76-43 Maryland

## Old

## Dominion

February 4 8:00 P.M.  
College Park, Maryland  
Cole Field House



**Location:** Norfolk, Virginia

**Nickname:** Monarchs/Big Blue

**Home Court:** Norfolk Scope  
(10,258)

**Head Coach:** Paul Webb  
(William & Mary '51)

**Record at School:** 177-87, 9 years

**Overall Record:** 492-245, 28 years

**1983-84 Record:** 19-12

**Returning Lettermen:** Matt White, 6'2", 0.4; Charlie Smith, 6'3", 11.8; Ronnie Wade, 6'6", 5.4; Keith Thomas, 6'3", 13.8; Mark Davis, 6'5", 14.2; Horace Lambert, 6'8", 5.3; Fred Facka, 6'5", 0.7; Kenny Gattison, 6'8", 11.1; Clarence Hanley, 6'10", 9.2.

**Top Newcomers:** Frank Smith, 6'0"; Sylvester Charles, 6'7"; Steve Trax, 6'6"; Darryl Tolson, 6'5"; Garrick Davis, 6'8"; Steve Seaman, 6'6".

**Lettermen Lost:** None

**Conference:** Sun Belt

**Colors:** Columbia Blue and White



Paul Webb

Mark Davis

**Sports Information Director:** Carol Hudson

**Office Phone:** (804) 440-3372

**Home Phone:** (804) 625-2061

**Series Record:** 2-0 Maryland

# Wake Forest

February 6 7:30 P.M.  
 Memorial Coliseum  
 Winston-Salem, North Carolina  
 February 24 1:30 P.M.  
 College Park, Maryland  
 Cole Field House



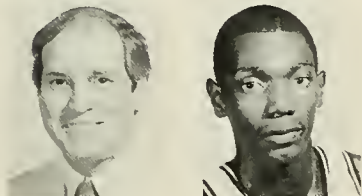
**Location:** Winston-Salem, North Carolina  
**Nickname:** Demon Deacons  
**Home Court:** Memorial Coliseum (8,100)  
**Head Coach:** Carl Tacy (Davis & Elkins '56)  
**Record at School:** 207-135, 12 years  
**Overall Record:** 230-139, 13 years  
**1983-84 Record:** 23-9

**Returning Lettermen:** Tyrone Bogues, 5'3", 1.2; Delaney Rudd, 6'2", 13.3; Kenny Green, 6'6", 17.8; Chuck Kopley, 6'4", 2.9; Lee Garber, 6'5", 6.2; Mark Cline, 6'7", 7.2; Mike Hillman, 6'9", 1.0; Craig Wessel, 7'0", 1.5.

**Top Newcomers:** Jeff McGill, 6'2"; Hartmut Ortmann, 6'8"; Charlie Thomas, 6'7"; Todd May, 6'8".

**Lettermen Lost:** John Toms, 6'6", 3.6; Scott Davis, 6'2", 2.4; Danny Young, 6'3", 9.6; Anthony Teachey, 6'9", 13.1.

**Conference:** Atlantic Coast  
**Colors:** Old Gold and Black



Carl Tacy

Kenny Green

**Sports Information Director:** John Justus  
**Office Phone:** (919) 761-5640  
**Home Phone:** (919) 723-5650  
**Series Record:** 35-34 Maryland

# Towson State

February 21 8:00 P.M.  
 College Park, Maryland  
 Cole Field House



**Location:** Towson, Maryland  
**Nickname:** Tigers  
**Home Court:** Towson Center (5,200)  
**Head Coach:** Terry Truax (Maryland '68)  
**Record at School:** 10-19, 1 year  
**Overall Record:** 10-19, 1 year  
**1983-84 Record:** 10-19

**Returning Lettermen:** Bill Leonard, 6'2" G, 11.6; Steffan Bunsavage, 6'8", F, 12.4; Glenn Dieter, 6'7", C, 6.9; Greg McClinton, 6'9", C, 4.0; Ken Gorham, 6'3", G, 3.5; Roddy Kirk, 6'6", F, 5.5; Eliezar Gordan, 6'3", G, 3.0; Eran Grumberg, 6'3", G, 0.0.

**Top Newcomers:** John Jennings, 6'6" F; Butch Evans, 6'3", G; Kemp Banks, 6'6", F; Gary Mullen, 6'6", F; Mike Fink, 6'5", G.

**Lettermen Lost:** Tom Speicher 6'5", F, 5.5; Rica Page, 6'0", G, 7.3.

**Conference:** East Coast  
**Colors:** Gold, Black and White



Terry Truax

Bill Leonard

**Sports Information Director:** Peter Schlehr  
**Office Phone:** (301) 321-2232  
**Home Phone:** (301) 838-9221  
**Series Record:** 2-0 Maryland



# Records Against All Opponents

	W	L		W	L
Alabama	1	0	Miami (Ohio)	2	1
American University	3	1	Michigan	1	2
Appalachian State	2	0	Michigan State	1	1
University of Arizona	1	0	Minnesota	2	0
Arizona State University	1	0	Mississippi	0	1
Air Force	2	0	Mississippi Aggies	0	1
Army	3	8	Mississippi State	0	2
Bainbridge Naval Station	0	2	Montana State	1	0
Baltimore University	2	0	Navy	29	26
Biscayne	1	0	Nevada/Las Vegas	1	1
Boston College	2	0	New Mexico A&M	0	1
Boston University	2	0	New York University	1	0
Brown	3	0	Niagara	1	0
Bucknell	4	0	North Carolina-Charlotte	1	0
Buffalo	4	0	North Carolina	33	77
Canisius	7	0	North Carolina State	36	54
Catholic	11	6	Northwestern	0	1
Cincinnati	1	1	Notre Dame	5	6
Citadel	1	0	Ohio State	1	2
City College of New York	1	1	Ohio University	1	0
Clemson	58	26	Ohio Wesleyan	0	1
Columbia	2	0	Oklahoma State	1	0
Connecticut	0	1	Old Dominion	2	0
Creighton	1	0	Pennsylvania	1	11
Davidson	6	3	Penn State	8	6
Dayton	2	0	Pittsburgh	3	1
Delaware	2	0	Princeton	3	3
DePaul	1	0	Providence	0	1
DePauw	2	0	Quantico Marines	2	2
Dickinson	1	0	Randolph Macon	3	1
Duke	46	61	Rhode Island	2	0
Duquesne	6	0	Rhode Island State	0	1
East Carolina	5	0	Richmond	23	14
Eastern Kentucky	1	0	Rutgers	2	2
East Tennessee	1	0	St. Francis (Pa.)	1	0
Evansville	1	0	St. John's (Md.)	9	3
Farleigh Dickinson	1	0	St. John's (N.Y.)	3	1
Florida	0	1	St. Joseph's	1	1
Fordham	6	2	St. Peters	1	0
Fort Belvoir	0	1	San Francisco	1	0
Gallaudet	6	1	Santa Clara	1	0
George Mason	1	0	Seton Hall	2	1
Georgetown	34	23	South Carolina	29	23
George Washington	30	22	Southern California	1	0
Georgia	1	4	Southern Illinois	0	1
Georgia Tech	11	5	Stevens Institute	4	1
Hampden-Sydney	2	2	Syracuse	5	0
Hofstra	1	0	Tampa	2	0
Holy Cross	3	0	Temple	1	1
Houston	1	1	Tennessee	1	2
Illinois	0	1	Tennessee Chattanooga	2	0
Indiana	1	1	Texas El Paso	1	1
Jacksonville	1	0	Texas Tech	1	0
Johns Hopkins	19	5	Towson	2	0
Kansas	0	2	Tulsa	1	0
Kansas State	1	0	UCLA	1	3
Kent State	1	0	U.S. Merchant Marine	1	2
Kentucky	3	4	Vanderbilt	1	0
Kentucky Wesleyan	1	0	Virginia	76	43
Kings Point	0	1	Virginia Military Institute	40	10
Lafayette	2	0	Virginia Tech	22	4
LaSalle	1	0	Wake Forest	35	33
Lehigh	1	0	Wagner	1	0
LJU	7	0	Washington & Lee	26	24
LSU	2	0	Washington College	13	4
Louisville	0	4	West Virginia	10	18
Loyola (Md.)	1	4	Western Kentucky	2	0
Loyola (Louisiana)	1	0	Western Maryland	12	0
Maine	1	0	Wichita	1	0
Marine Corps Institute	1	1	William & Mary	20	8
Marshall	2	2	Wisconsin	0	2
Maryland Eastern Shore	5	0	Wyoming	1	0
Memphis State	0	2	Xavier	1	0
Miami (Fla.)	3	3	Yale	1	0

## All-Time High Scoring Games

130	East Carolina	106	1977-78	109	N.C. State	108	1977-78
129	Canisius	103	1978-79	109	Buffalo	70	1970-71
127	East Carolina	84	1975-76	109	Farleigh Dickinson	83	1980-81
127	Brown	82	1972-73	108	Johns Hopkins	65	1983-84
124	N.C. State	110	1978-79	107	George Washington	81	1965-66
122	Boston University	82	1975-76	107	West Virginia	92	1965-66
117	George Washington	96	1971-72	107	Canisius	80	1972-73
115	Miami (Ohio)	76	1979-80	107	Bucknell	97	1978-79
114	Marshall	89	1980-81	106	Bucknell	72	1976-77
113	Catholic	79	1979-80	106	North Carolina	94	1982-83
112	Fordham	73	1973-74	104	UMES	69	1983-84
111	Miami (Fla.)	77	1970-71	102	West Virginia (NCAA)	77	1983-84
111	Long Island Univ.	88	1975-76	101	Duke	90	1982-83
110	Virginia	75	1973-74				





# Maryland Coaches' Record

## TEAMS COACHED BY H. BURTON SHIPLEY:

	ALL GAMES		CONF. GAMES	
	Won	Lost	Won	Lost
1923-24	4	6	1	2
1924-25	11	4	3	1
1925-26	14	2	7	1
1926-27	10	9	6	4
1927-28	14	4	8	1
1928-29	7	8	2	5
1929-30	16	5	9	5
1930-31	14	4	8	1
1931-32	16	3	8	2
1932-33	11	8	7	3
1933-34	11	7	6	1
1934-35	8	10	4	3
1935-36	13	5	4	3
1936-37	9	10	4	8
1937-38	14	8	6	4
1938-39	13	8	8	3
1939-40	13	8	7	4
1940-41	1	21	0	1
1941-42	7	15	3	8
1942-43	8	8	5	5
1943-44	4	13	2	1
1944-45	2	13	2	5
1945-46	9	11	5	4
1946-47	14	9	9	4
	<u>243</u>	<u>199</u>	<u>124</u>	<u>91</u>

## TEAMS COACHED BY "FLUCIE" STEWART:

	ALL GAMES		CONF. GAMES	
	Won	Lost	Won	Lost
1947-48	11	13	9	7
1948-49	9	17	8	7
1949-50	7	18	5	13
	<u>27</u>	<u>48</u>	<u>22</u>	<u>27</u>

## TEAMS COACHED BY BUD MILLIKAN:

	ALL GAMES		CONF. GAMES	
	Won	Lost	Won	Lost
1950-51	16	11	11	8
1951-52	13	9	9	5
1952-53	15	8	12	3
1953-54	23	7	7	2
1954-55	17	7	10	4
1955-56	14	10	7	7
1956-57	16	10	9	5
1957-58	22	7	9	5
1958-59	10	13	7	7
1959-60	15	8	9	5
1960-61	14	12	6	8
1961-62	8	17	3	11
1962-63	8	13	4	10
1963-64	9	17	5	9

1964-65	18	8	10	4
1965-66	14	11	7	7
1966-67	11	14	5	9
	<u>243</u>	<u>182</u>	<u>130</u>	<u>109</u>

## TEAMS COACHED BY FRANK FELLOWS:

	ALL GAMES		CONF. GAMES	
	Won	Lost	Won	Lost
1967-68	8	16	4	10
1968-69	8	18	2	12
	<u>16</u>	<u>34</u>	<u>6</u>	<u>22</u>

## TEAMS COACHED BY "LEFTY" DRIESELL

	ALL GAMES		CONF. GAMES	
	Won	Lost	Won	Lost
1969-70	13	13	5	9
1970-71	14	12	5	9
1971-72	27	5	8	4
1972-73	23	7	7	5
1973-74	23	5	9	3
1974-75	24	5	10	2
1975-76	22	6	7	5
1976-77	19	8	7	5
1977-78	15	13	3	9
1978-79	19	11	7	7
1979-80	24	7	11	3
1980-81	21	10	8	6
1981-82	16	13	5	9
1982-83	20	10	8	6
1983-84	24	8	12	5
	<u>304</u>	<u>133</u>	<u>112</u>	<u>87</u>



# *Coach Driesell's Post Season Tournament Records*

<u>Year</u>		<u>Scores</u>	
1969-70	First Round ACC	Md. 57	N.C. State 67
1970-71	First Round ACC	Md. 63	South Carolina 71
1971-72	First Round ACC	Md. 54	Clemson 52
	Semi-Finals ACC	Md. 62	Virginia 57
	ACC Finals	Md. 64	UNC 73
	First Round NIT	Md. 67	St. Joseph's 55
	Second Round NIT	Md. 71	Syracuse 65
1972-73	Semi-Finals NIT	Md. 91	Jacksonville 77
	NIT Finals	Md. 100	Niagara 69
	First Round ACC	Md. 77	Clemson 61
	Semi-Finals ACC	Md. 73	Wake Forest 65
	ACC Finals	Md. 74	N.C. State 76
1973-74	First Round East Regional of NCAA	Md. 91	Syracuse 75
	Eastern Regional Final	Md. 89	Providence 103
	First Round ACC	Md. 85	Duke 66
1974-75	Semi-Finals ACC	Md. 105	UNC 85
	ACC Finals	Md. 100	N.C. State 103
	Bye in ACC First Round		
1975-76	ACC Semi-Finals	Md. 85	N.C. State 87
	First Round NCAA Playoffs	Md. 83	Creighton 79
	First Round Mid-West Regional NCAA Playoff	Md. 83	Notre Dame 71
	Mid-West Regional Final, NCAA	Md. 82	Louisville 96
	First Round ACC	Md. 80	Duke 78
1976-77	Semi-Finals ACC	Md. 65	Virginia 73
	First Round ACC	Md. 72	N.C. State 82
1977-78	First Round ACC	Md. 109	N.C. State 108
	Semi-Finals ACC	Md. 69	Duke 81
1978-79	First Round ACC	Md. 75	Clemson 67
	Semi-Finals ACC	Md. 79	North Carolina 102
	First Round NIT	Md. 67	Rhode Island 65
	Second Round NIT	Md. 72	Ohio State 79
1979-80	First Round ACC	Md. 51	Georgia Tech 49
	Semi-Finals ACC	Md. 91	Clemson 85
	ACC Finals	Md. 72	Duke 73
	First Round East NCAA Playoffs	Md. 86	Tennessee 75
	First Round East Regional NCAA	Md. 68	Georgetown 74
1980-81	First Round ACC	Md. 56	Duke 53
	Semi-Finals ACC	Md. 85	Virginia 62
	ACC Finals	Md. 60	North Carolina 61
	First Round Mid-East NCAA	Md. 81	Tennessee-Chattanooga 69
	Second Round Mid-East NCAA	Md. 64	Indiana 99
1981-82	First Round ACC	Md. 28	N.C. State 40
	First Round NIT	Md. 66	Richmond 50
	Second Round NIT	Md. 69	Georgia 83
1982-83	First Round ACC	Md. 58	Georgia Tech 64 (OT)
	First Round Mid-West NCAA	Md. 50	Tennessee-Chattanooga 51
	Second Round Mid-West NCAA	Md. 50	Houston 60
1983-84	First Round ACC	Md. 69	N.C. State 63
	Semi-Finals ACC	Md. 66	Wake Forest 64
	ACC Finals	Md. 74	Duke 62
	First Round Mid-East NCAA	Md. 102	West Virginia 77
	Second Round Mid-East NCAA	Md. 70	Illinois 72

# Statistical Leaders Coached by Driesell

## Career Scoring

2058	King — Maryland
2032	F. Hetzel — Davidson
2015	Lucas — Maryland
1807	McMillen — Maryland
1693	Snyder — Davidson
1607	Graham — Maryland
1561	Manning — Maryland
1346	Branch — Maryland
1344	Knowles — Davidson
1338	Jarman — Davidson
1235	O'Brien — Maryland
1219	Sheppard — Maryland
1198	Gibson — Maryland
1191	Maloy — Davidson
1161	Howard — Maryland
1153	B. Williams — Maryland
1067	Holland — Davidson
1026	B. Davis — Maryland
1017	Holland — Davidson
1017	Elmore — Maryland
1013	Huckel — Davidson
1007	Boston — Maryland

## Season Scoring

753	Snyder — Davidson
739	Maloy — Davidson
709	F. Hetzel — Davidson
689	F. Hetzel — Davidson
674	King — Maryland
667	McMillen — Maryland
634	W. Hetzel — Maryland
616	McMillen — Maryland
564	Lucas — Maryland
559	King — Maryland
557	Lucas — Maryland
542	Knowles — Davidson
541	Branch — Maryland
536	Jarman — Davidson
525	Snyder — Davidson
524	McMillen — Maryland
499	Graham — Maryland
498	O'Brien — Maryland
496	Knowles — Davidson
494	Sheppard — Maryland
491	Coleman — Maryland
488	Bias — Maryland
483	Graham — Maryland
482	B. Williams — Maryland
471	Manning — Maryland
469	Lucas — Maryland
469	Kroll — Davidson
454	Huckel — Davidson
454	Coleman — Maryland
452	Maloy — Davidson

## Single Game Scoring

53	F. Hetzel — Davidson
46	F. Hetzel — Davidson
46	Snyder — Davidson
44	Graham — Maryland
41	F. Hetzel — Davidson
40	Snyder — Davidson
39	Holland — Davidson
39	Jarman — Davidson
39	Snyder — Davidson
39	Knowles — Davidson
38	King — Maryland
38	Snyder (2) — Davidson
38	White — Maryland
38	O'Brien — Maryland
35	F. Hetzel — Davidson
35	Maloy — Davidson
35	McMillen — Maryland
34	Lucas (2) — Maryland
33	Knowles — Davidson
33	Maloy — Davidson
33	W. Hetzel — Maryland

33	White — Maryland
33	McMillen (2) — Maryland
32	King — Maryland
32	Maloy — Davidson
32	McMillen (3) — Maryland
31	Graham — Maryland
31	F. Hetzel — Davidson
31	Maloy (2) — Davidson
31	Lucas (2) — Maryland
30	King — Maryland
30	Jarman — Davidson
30	Huckel — Davidson
30	Maloy (2) — Davidson
30	Yates — Maryland
30	Lucas — Maryland

## Career Rebounding

1094	F. Hetzel — Davidson
1053	Elmore — Maryland
928	B. Williams — Maryland
895	Gibson — Maryland
859	McMillen — Maryland
804	Knowles — Davidson
768	Maloy — Davidson
758	Jarman — Davidson
715	King — Maryland
648	Snyder — Davidson
630	Holland — Davidson
629	Boston — Maryland
585	Roy — Maryland
582	Sheppard — Maryland

## Season Rebounding

429	Maloy — Davidson
412	Elmore — Maryland
384	F. Hetzel — Davidson
363	B. Williams — Maryland
359	F. Hetzel — Davidson
351	F. Hetzel — Davidson
351	Elmore — Maryland
339	Maloy — Davidson
323	Knowles — Davidson
323	B. Williams — Maryland
321	Roy — Maryland
306	McMillen — Maryland
290	Elmore — Maryland
287	Cook — Davidson
284	McMillen — Maryland
281	Jarman — Davidson
276	Knowles — Davidson
269	Coleman — Maryland

## Single Game Rebounding

27	F. Hetzel — Davidson
26	Elmore — Maryland
25	F. Hetzel — Davidson
24	Elmore (2) — Maryland
23	Knowles — Davidson
23	Maloy — Davidson
22	B. Williams (2) — Maryland
22	Markee — Davidson
22	Snyder — Davidson
21	F. Hetzel — Davidson
21	Elmore (2) — Maryland
21	Maloy — Davidson
21	M. Davis — Maryland
20	Knowles — Davidson
20	Elmore (2) — Maryland
20	Roy — Maryland

## Career Assists

514	Lucas — Maryland
460	Morley — Maryland
431	B. Davis — Maryland
346	Graham — Maryland
304	King — Maryland
292	Adkins — Maryland
271	Manning — Maryland
244	Moser — Davidson

241	Bodell — Maryland
219	Howard — Maryland
215	O'Brien — Maryland

## Career Scoring Average

25.7	F. Hetzel — Davidson
21.2	Snyder — Davidson
20.5	McMillen — Maryland
20.2	Maloy — Davidson

## Season Assists

178	Lucas — Maryland
165	B. Davis — Maryland
159	Lucas — Maryland
136	Graham — Maryland
135	Wiles — Maryland
134	B. Davis — Maryland
132	B. Davis — Maryland

## Single Game Assists

12	Morley (2) — Maryland
12	Lucas (2) — Maryland
12	Porac — Maryland
11	Morley (3) — Maryland
11	B. Davis — Maryland
10	Morley (3) — Maryland
10	Wiles — Maryland
10	Lucas — Maryland
10	B. Davis (2) — Maryland
10	Gatlin (2) — Maryland

## Career Field Goal .Pct

.615	B. Williams — Maryland
.583	Manning — Maryland
.576	Boston — Maryland
.556	Snyder — Davidson
.555	McMillen — Maryland
.554	F. Hetzel — Davidson
.551	Gibson — Maryland
.547	Howard — Maryland
.541	Roy — Maryland
.531	Youngdale — Davidson
.531	Trimble — Maryland
.527	Bodell — Maryland
.525	Lucas — Maryland
.519	Holland — Davidson
.515	Knowles — Davidson
.515	Maloy — Davidson
.515	King — Maryland

## Team Free Throw .Pct

.762	Davidson 1965-66
.758	Maryland 1975-76
.757	Maryland 1974-75
.757	Davidson 1966-67
.751	Maryland 1981-82
.746	Maryland 1973-74
.746	Maryland 1971-72

## Season Field Goal .Pct

.647	B. Williams — Maryland
.643	Manning — Maryland
.631	Holland — Davidson
.611	Pittman — Maryland
.608	Coleman — Maryland
.606	B. Williams — Maryland
.606	Roy — Maryland
.598	Bodell — Maryland
.598	Gibson — Maryland
.597	Boston — Maryland
.587	Gibson — Maryland
.585	McMillen — Maryland
.583	B. Williams — Maryland
.580	B. Davis — Maryland
.580	Boston — Maryland
.579	F. Hetzel — Davidson
.572	Howard — Maryland
.571	Coleman — Maryland
.567	Sheppard — Maryland
.566	Maloy — Davidson

.563	Snyder — Davidson
.558	Manning — Maryland
.556	Knowles — Davidson
.555	Snyder — Davidson
.555	O'Brien — Maryland
.554	Gibson — Maryland
.553	King — Maryland
.553	Youngdale — Davidson
.553	Howard — Maryland
.552	Morley — Maryland
.551	Gibson — Maryland
.550	Manning — Maryland

## Season Free Throw .Pct

.908	Manning — Maryland
.871	Youngdale — Davidson
.863	Hunter — Maryland
.857	Manning — Maryland
.852	Manning — Maryland
.846	Fothergill — Maryland
.844	O'Brien — Maryland
.843	Moser — Davidson
.839	Tillman — Maryland
.837	Kroll — Davidson
.836	Lucas — Davidson
.833	Snyder — Davidson
.833	Moser — Davidson
.830	Evans — Davidson
.829	O. Brown — Maryland
.828	Howard — Maryland
.821	Manning — Maryland
.821	King — Maryland
.820	B. Davis — Maryland
.817	McMillen — Maryland
.812	King — Maryland
.806	Snyder — Davidson
.803	F. Hetzel — Davidson
.800	McMillen — Maryland

## Career Free Throw .Pct

.858	Manning — Maryland
.849	Kroll — Davidson
.825	Moser — Davidson
.816	Beerman — Davidson
.814	Evans — Davidson
.807	Snyder — Davidson
.803	O'Brien — Maryland
.799	McMillen — Maryland
.799	Fothergill — Maryland
.791	Morley — Maryland
.789	F. Hetzel — Davidson
.778	Lucas — Maryland
.777	Youngdale — Davidson
.775	King — Maryland
.764	Howard — Maryland

## Team Field Goal .Pct

.551	Maryland 1979-80 2nd in Nation
.547	Maryland 1974-75 NCAA Record
.543	Davidson 1963-64 NCAA Record
.539	Maryland 1983-84 5th in Nation
.537	Maryland 1975-76 Led Nation
.532	Maryland 1980-81
.520	Maryland 1972-73 2nd in Nation
.516	Maryland 1976-77
.512	Davidson 1965-66 2nd in Nation
.510	Maryland 1973-74 7th in Nation
.509	Davidson 1964-65 2nd in Nation
.509	Maryland 1977-78



# The Driesell Era

**1969-70 13-13**

Won 5 ACC games in his first year, 5-9, although Terps were only 2-12 and 4-10 the two previous years and won a total of only eight games both years. Set Maryland attendance record of 138,000. (14 Home Games 138,000 — average 9,900) (26 games 221,153 — average 8,506).

**1970-71 14-12**

Won 5 ACC games and upset 2nd ranked South Carolina in Cole Field House. Set attendance record of 180,842 an average of 12,056. (15 Home Games 180,842 — average 12,056) (26 games 273,553 — average 10,521).

**1971-72 27-5**

Won National Invitational Tournament title. Advanced to finals of ACC Tournament. Started string of consecutive NON-ACC wins with 17 against NON-LEAGUE opponents and started string of 14 consecutive wins with four in NIT. Ranked 11th in AP Poll. (14 Home Games 184,323 — average 13,166) (32 games 352,436 — average 11,014).

**1972-73 23-7**

Gained FINAL EIGHT in NCAA Tournament. Ran streak to 31 consecutive wins against NON-ACC opponents before losing to Providence in the finals of the NCAA Eastern Regionals. Increased attendance record for fourth consecutive year. Won first 10 games of season to set consecutive win record of 14. 8th in AP Poll. (13 Home Games 172,828 — average 13,294) (30 games 340,964 — average 11,365).

**1973-74 23-5**

Ranked 4th in AP Poll. Lost to North Carolina State 103-100 in ACC finals in what was considered the best ever in the league tournament. (13 Home Games 157,357 — average 12,104) (28 games 288,764 — average 10,313).



**1974-75 24-5**

Ranked 5th in AP Poll. Set NCAA field goal percentage record hitting .547 for season. ACC Coach of Year. Gained FINAL EIGHT in NCAA Tournament. Beat Notre Dame to reach Championship game of Midwest Regionals. Won ACC regular season title with 10-2 record. Won all 4 games on home courts in North Carolina. Set new attendance records for Cole Field House. (14 Home Games 187,971 — average 13,427) (29 games 314,341 — average 10,839).

**1975-76 22-6**

Ranked 11th in AP Poll. 5th consecutive 22 plus victory season. Won first 11 games of season. Set Maryland free throw shooting record with .758. (15 Home Games 186,656 — average 13,110) (28 games 343,785 — average 12,278).

**1976-77 19-8**

Second year with 10 wins in a row. Had 11 in 1975-76. Brad Davis was 1st round pick by Los Angeles as a



Junior. Steve Sheppard 2nd round pick by Chicago. (19 Home Games 240,254 — average 12,645) (27 games 325,547 — average 12,057).

**1977-78 15-13**

Beat North Carolina State 109-108 in opening round of ACC Tournament after losing twice during regular season. Set school record with 130 points against East Carolina. (14 Home Games 172,173 — average 12,298) (28 games 304,501 — average 10,875).

**1978-79 19-11**

Gained 2nd round of NIT. Led ACC in attendance for eighth consecutive year. Upset top ranked teams in nation. No. 1 Notre Dame, No. 3 Duke, No. 4 North Carolina State, No. 8 North Carolina State. Win over Notre Dame on National TV. Buck Williams named Rookie of the Year in ACC. (18 Home Games 201,536 — average 11,196) (30 games 316,449 — average 10,548).

**1979-80 24-7**

Picked to finish 6th in the conference, the Terps led the way with an 11-3 record and were regular season champions. Advanced to the semi-finals of the NCAA Eastern Regionals and a No. 8 ranking in both wire service polls. In the final NCAA Division I Statistics they finished second in the nation in field goal percentage (55.1). Coach Driesell named ACC and District III "Coach of the Year". Albert King named Player of the Year (ACC), M.V.P. of the ACC Tournament, and 1st Team All-American by the Associated Press. Greg Manning became the first player ever in the ACC to capture both the field goal and free throw percentage titles in the same season. (16 Home Games 160,815 — average 10,051) (31 games 317,501 — average 10,241).

**1980-81 21-10**

Seventh time recording 20 or more victories. Advanced to the finals of the ACC Tournament for the sixth time, and to the second round of the NCAA Tournament. Albert King

became the Terp's all-time leading scorer, finishing his career with 2,058 points. Seniors Ernest Graham and Greg Manning also ended careers among top five in scoring: Graham 4th — 1,607 and Manning 5th — 1,561. Manning established new marks for career field goal and free throw accuracy, hitting 58% of his shots from the floor and 86% of his foul shots. Four players drafted by NBA, with Buck Williams (Jr.) and Albert King going in the first round. Set new attendance records, both overall and average: (15 Home Games 196,978 — average 13,132) (31 games 398,036 — average 12,840).

**1981-82 16-13**

Fourth consecutive post-season tournament appearance, advancing to 2nd round of NIT. Upset No. 1 Virginia in overtime at home, 47-46, on final day of regular season. Center Charles Pittman selected in 3rd round of NBA draft by the Phoenix Suns. (16 Home Games 157,275 — average 9,830) (29 games 286,264 — average 9,871).



**1982-83 20-10**

Eighth season for Lefty's team to win 20 or more games a season. Had 2 big upset wins over UCLA and Notre Dame, both at Cole Field House, and by a point. Terps and U. Va. only teams in the ACC to beat eventual national champion, North Carolina State both games. The Terrapins, for the fifth consecutive year, went to post-season tournament. Selected for the Mid-West NCAA First Round Regionals, defeating Tennessee-Chatanooga before losing to NCAA finalist Houston by just 10 points.

**1983-84 24-8**

Two historic achievements highlighted Lefty's 15th season as head coach of the Terrapins: 1. He won his first Atlantic Coast Conference Championship. 2. He claimed his 300th victory for Maryland in the final regular season game with the 74-65 win over Virginia in Cole March 4. The year also gave him his ninth 20 wins or more as the Terps went 24-8. The Terrapins went to post-season tournament for the sixth consecutive year as they were selected for the NCAA Mid-East Regional. Three Terrapins were drafted by the NBA, center Ben Coleman and forwards Herman Veal and Mark Fothergill.




# Terrapin Award Winners

## 1969-70

Alvin Aubinoe Greatest Career Contribution — Will Hetzel  
 Best Free Throw Shooter — Will Hetzel  
 Best Defensive Player — Sparky Still  
 Best Rebounder — Rod Horst  
 Most Valuable Player — Rod Horst

## 1970-71

Alvin Aubinoe Greatest Career Contribution — Jay Flowers  
 Best Defensive Player — Sparky Still  
 Best Free Throw Shooter — Jim O'Brien  
 Best Rebounder — Barry Yates  
 Most Valuable Player — Barry Yates



McMillen

Howard

Hahn

## 1971-72

Avis Special Service Award — Charlie Blank  
 Most Valuable Player — Len Elmore & Tom McMillen  
 Seidenspinner Award for Outstanding Senior — Charlie Blank  
 Most Team Spirit — Howard White  
 Most Improved Player — Darrell Brown  
 Academic All-American — Tom McMillen  
 Alvin Aubinoe Greatest Career Contribution — Charlie Blank  
 Best Free Throw Shooter — Tom McMillen  
 All-ACC — Len Elmore & Tom McMillen  
 All-NIT — Tom McMillen, Len Elmore and Bob Bodell  
 Best Defensive Player — Bob Bodell  
 All-ACC Tournament — Tom McMillen, Len Elmore and Jim O'Brien  
 Best Rebounder — Len Elmore  
 Most Valuable Player in NIT — Tom McMillen



Gibson

Hetzel

Yates

## 1972-73

Best Team Spirit — Bill Hahn  
 Leo G. Hershberger Rookie All-American — John Lucas  
 Best Free Throw Shooter — Jim O'Brien  
 Best Defensive Player — Len Elmore  
 Best Rebounder — Len Elmore  
 All-ACC Tournament — Tom McMillen, John Lucas, Jim O'Brien  
 Most Improved Player — John Lucas  
 All-ACC — Tom McMillen, Len Elmore  
 Alvin Aubinoe Greatest Contribution — Jim O'Brien  
 Coaches Award for Greatest Team Contribution — Tom McMillen  
 Most Valuable Player — Len Elmore  
 Special Award (for 88 consecutive varsity games) — Bob Bodell  
 Avis Special Service to Team Award — Bill Hahn



O'Brien

Roy

Bodell

## 1973-74

All-American — Len Elmore, Tom McMillen, John Lucas  
 Best Free Throw Shooter — Maurice "Mo" Howard  
 Best Rebounder — Len Elmore  
 Best Defensive Player — Tom Roy  
 Coaches Award — Improvement From One Season To Next — Owen Brown  
 Alvin Aubinoe Greatest Career Contribution — Tom McMillen  
 Outstanding Senior Award — Len Elmore  
 All-ACC — Len Elmore, John Lucas (First Team) — Tom McMillen (Second Team)  
 All-ACC Tournament — Maurice "Mo" Howard, John Lucas, Tom McMillen, (First Team); Owen Brown, Len Elmore (Second Team)  
 AP All-American — Tom McMillen, John Lucas  
 Fastbreakers Special Award — Charles Driesell

## 1974-75

Most Valuable Senior — Owen Brown and Tom Roy  
 Alvin Aubinoe Greatest Career Contribution Award — Bill Hahn  
 ACC Coach of the Year — Coach Driesell  
 All-American UPI First Team — John Lucas  
 Best Free Throw Shooter — John Lucas  
 Best Rebounder — Tom Roy  
 Outstanding Defensive Player — Maurice "Mo" Howard  
 All-ACC Tournament — Maurice "Mo" Howard  
 All-ACC — Maurice "Mo" Howard

# Terrapin Award Winners

## 1975-76

Best Free Throw Shooter — James Tillman  
 Best Defensive Player — Maurice "Mo" Howard  
 Chris Patton Outstanding Rebounder — Lawrence Boston  
 Alvin Aubinoe Greatest Career Contribution — John Lucas  
 First Team UPI and AP All-American — John Lucas  
 Owen Brown Most Valuable Player — Maurice "Mo" Howard  
 First Team All-ACC — John Lucas  
 Total Performance for Overall Excellence and Consistency — Steve Sheppard  
 Most Assists — Brad Davis  
 All-ACC Tournament — Brad Davis

## 1976-77

All ACC — Brad Davis (2nd Team)  
 Best Free Throw Shooter — Mark Crawford  
 Outstanding Defensive Player — Lawrence Boston  
 Chris Patton Best Rebounder — Larry Gibson  
 Alvin Aubinoe Greatest Career Contribution — John Pavlos (Manager)  
 Outstanding Academic — Eric Shrader  
 Most Assists — Brad Davis  
 Owen Brown Most Outstanding Senior — Steve Sheppard  
 Overall Performance — Larry Gibson

## 1978-79

All-ACC — Larry Gibson (2nd Team)  
 All-ACC Tournament — Larry Gibson (2nd Team)  
 ACC Rookie-of-the-Year — Buck Williams  
 Honorable Mention All-American — Larry Gibson, Albert King  
 ACC Leading Rebounder — Buck Williams  
 Best Free Throw Shooter — Greg Manning  
 Phi Beta Kappa — Eric Shrader  
 Most Assists — Dutch Morley  
 Alvin Aubinoe Greatest Career Contribution — Larry Gibson  
 Outstanding Defensive Player — Buck Williams  
 Owen Brown Most Outstanding Senior — Larry Gibson  
 Scoring Record for One Game — Ernest Graham  
 East-West All-Star Game — Larry Gibson  
 Aloha Classic — Larry Gibson



King

Davis

Williams

## 1977-78

All-ACC Tournament — Lawrence Boston, Larry Gibson (2nd Team)  
 Best Free Throw Shooter — Jo Jo Hunter  
 Outstanding Academic — Eric Shrader  
 Overall Performance — Larry Gibson  
 Most Assists — Greg Manning  
 Alvin Aubinoe Greatest Career Contribution — Lawrence Boston  
 Outstanding Defensive Player — Lawrence Boston  
 Chris Patton Best Rebounder — Larry Gibson  
 Owen Brown Most Outstanding Senior — Lawrence Boston



Lucas

Elmore

Sheppard


## 1979-80

ACC Player of the Year — Albert King  
 Associated Press First Team All-American — Albert King  
 United Press International Second Team All-American — Albert King  
 Honorable Mention All-American — Buck Williams  
 All-ACC Second Team — Buck Williams and Greg Manning  
 Everett N. Case ACC Tournament M.V.P. — Albert King  
 ACC All-Tournament First Team — Albert King and Greg Manning  
 ACC All-Tournament Second Team — Buck Williams and Ernest Graham  
 Academic All-ACC First Team — Greg Manning  
 ACC Coach of the Year — Charles G. Driesell  
 District III Coach of the Year — Charles G. Driesell  
 1979 Maryland Invitational Tournament M.V.P. — Albert King  
 U.S. Basketball Writers Association All-Districts First Team — Albert King  
 Best Free Throw Shooter — Greg Manning  
 Outstanding Academic — David Henderson  
 Outstanding Defensive Player — Reggie Jackson  
 Chris Patton Best Rebounder — Buck Williams  
 Competitive Spirit and Most Unselfish Contribution to Team — Dutch Morley

# Terrapin Award Winners

## 1979-80 (contd.)

Owen Brown Most Valuable Player — Albert King  
Alvin Aubinoe Greatest Career Contribution — John Bilney  
Most Improved Player — Taylor Baldwin  
Most Assists — Ernest Graham  
Kirin World Cup M.V.P. — Ernest Graham



Coleman

Veal

Fothergill

## 1980-81

The Sporting News First Team All-American — Albert King  
United Press International All-American (Second Team) — Albert King  
Associated Press All-American (Honorable Mention) — Albert King, Buck Williams and Greg Manning  
Basketball Weekly Second Team All-American — Buck Williams  
Basketball Writers All-District Team — Albert King and Buck Williams  
All-ACC Second Team — Albert King and Buck Williams  
All-ACC Tournament Team — Albert King and Buck Williams (First Team) Ernest Graham (Second Team)  
CoSIDA District III All-Academic Team — Greg Manning  
Most Valuable Player, Carrier Classic — Greg Manning  
All-Tournament Team, Carrier Classic — Greg Manning, Albert King, and Buck Williams  
Most Valuable Player, Maryland Invitational — Albert King  
All-Tournament Team, Maryland Invitational — Albert King, Dutch Morley, Ernest Graham and Buck Williams  
Voted to Pizza Hut All-Star Game (eight man east squad) — Albert King  
Selected for Aloha Classic — Albert King, Ernest Graham  
Most Assists — Ernest Graham  
Outstanding Free Throw Shooting — Greg Manning  
Most Improved Player — Steve Rivers  
Chris Patton Rebounding — Buck Williams  
Outstanding Defensive Player — Buck Williams  
Competitive Spirit and Most Unselfish Contribution — Charles Pittman  
Outstanding Academic — Greg Manning  
Owen Brown MVP — Albert King and Buck Williams  
Alvin Aubinoe Greatest Career Contribution — Albert King

## 1981-82


Most Assists — Dutch Morley  
Outstanding Free Throw Shooting — Dutch Morley  
Most Improved Player — Charles Pittman  
Chris Patton Rebounding — Herman Veal  
Competitive Spirit and Most Unselfish Contribution — Herman Veal  
Outstanding Academic — Jeff Adkins  
Owen Brown MVP — Adrian Branch  
Outstanding Defensive Player — Jeff Adkins  
Alvin C. Aubinoe Greatest Career Contribution — Dutch Morley  
Basketball Weekly 1982 Freshman All-American (2nd Team) — Adrian Branch  
Basketball Weekly 1982 Freshman All-American (Honorable Mention) — Jeff Adkins

## 1982-83

Most Assists — Jeff Adkins  
Outstanding Free Throw Shooting — Pete Holbert  
Most Improved Player — Len Bias  
Chris Patton Rebounding — Ben Coleman  
Outstanding Defensive Player — Herman Veal  
Competitive Spirit and Most Unselfish Contribution — Herman Veal  
Outstanding Academic — Chuck Driesell  
Owen Brown MVP — Adrian Branch and Ben Coleman  
Outstanding Play in the NCAA Playoffs — Adrian Branch  
Chevrolet Scholarship — Adrian Branch — Maryland vs Houston, NCAA Playoffs and Ben Coleman — Maryland vs Notre Dame  
All-ACC Second Team — Adrian Branch and Ben Coleman

## 1983-84

Most Assists — Keith Gatlin  
Outstanding Free Throw Shooting — Pete Holbert  
Most Improved Player — Terry Long  
Chris Patton Rebounding — Ben Coleman  
Outstanding Defensive Player — Herman Veal  
Competitive Spirit and Most Unselfish Contribution — Herman Veal  
Outstanding Academic — Jeff Adkins  
Owen Brown Most Valuable Player — Ben Coleman  
Outstanding Play in the NCAA Playoffs — Len Bias  
Chevrolet Scholarship \$1,000 Award for the "Most Valuable Player" in games:  
Jeff Adkins vs Boston College — 12-24-83  
Herman Veal vs Notre Dame — 1-28-84  
Keith Gatlin vs North Carolina — 2-19-84  
Adrian Branch vs Virginia — 3-4-84



**CHAMPS!**



**MARYLAND  
10<sup>TH</sup>  
RANKED  
1984  
BASKETBALL**



## Maryland Invitational Tournament

1971 — Maryland 103 St. John's 94 <b>THIRD PLACE</b> Harvard 107 <b>CHAMPIONSHIP</b> Maryland 90	Western Kentucky 67 Harvard 88 Western Kentucky 89 St. John's 69 Georgia Tech 55 Bowling Green 73 Georgia Tech 87 Syracuse 76 Holy Cross 75 Michigan State 81 Holy Cross 85 Boston College 37 Georgia Tech 67 St. Bonaventure 62 St. Bonaventure 61 Maryland 75	1975 — Maryland 104 Princeton 61 <b>THIRD PLACE</b> Alabama 100 <b>CHAMPIONSHIP</b> Maryland 66 Maryland 84 Syracuse 116 Duquesne 86 Xavier 80 Syracuse 85 Western Kentucky 78 St. John's 67 Western Kentucky 63 Georgia Tech 63 St. Joseph's 57 Holy Cross 60 Holy Cross 58 Southern Calif. 79	1979 — Maryland 115 Temple 85 <b>THIRD PLACE</b> Miami of Ohio 86 Harvard 79 <b>CHAMPIONSHIP</b> Maryland 85 Maryland 114 St. Joseph's 87 Marshall 87 Bowling Green 85 Maryland 74 Maryland 58 LaSalle 65 <b>THIRD PLACE</b> G. Washington 54 <b>CHAMPIONSHIP</b> Maryland 96 LaSalle 83
1972 — Maryland 90 Syracuse 74 <b>THIRD PLACE</b> Bowling Green 102 <b>CHAMPIONSHIP</b> Maryland 90 Boston College 94 <b>THIRD PLACE</b> Michigan State 97 <b>CHAMPIONSHIP</b> Maryland 58 UCLA 78 <b>THIRD PLACE</b> Georgia Tech 70 <b>CHAMPIONSHIP</b> UCLA 81	1973 — Maryland 102 Boston College 94 <b>THIRD PLACE</b> Michigan State 97 <b>CHAMPIONSHIP</b> Maryland 58 UCLA 78 <b>THIRD PLACE</b> Georgia Tech 70 <b>CHAMPIONSHIP</b> UCLA 81	1976 — Maryland 84 Syracuse 116 <b>THIRD PLACE</b> Duquesne 86 <b>CHAMPIONSHIP</b> Maryland 96 Maryland 91 Georgia Tech 73 <b>THIRD PLACE</b> St. John's 80 <b>CHAMPIONSHIP</b> Maryland 65 Maryland 62 Southern Calif. 78 <b>THIRD PLACE</b> St. Joseph's 62 <b>CHAMPIONSHIP</b> Maryland 83	1980 — Maryland 114 St. Joseph's 87 <b>THIRD PLACE</b> Marshall 87 <b>CHAMPIONSHIP</b> Maryland 74 Maryland 58 LaSalle 65 <b>THIRD PLACE</b> G. Washington 54 <b>CHAMPIONSHIP</b> Maryland 96 LaSalle 83
<b>MOST VALUABLE PLAYER AWARD</b> 1971 — Len Elmore — Maryland 1972 — Tom McMillen — Maryland 1973 — Len Elmore — Maryland 1974 — David Meyers — UCLA 1975 — John Lucas — Maryland 1976 — Steve Sheppard — Maryland 1977 — Lawrence Boston — Maryland 1978 — Albert King — Maryland 1979 — Albert King — Maryland 1980 — Albert King — Maryland 1983 — Ben Coleman — Maryland			

## Invitational Tournament Records

1953-54 Md. 65 Md. 66 Md. 54 1954-55 Md. 58 Md. 83 Md. 78 1955-56 Md. 75 Md. 75 1956-57 Md. 89 Md. 43 Md. 43 1957-58 Md. 71 Md. 46 1958-59 Md. 45 Md. 54	All American City Tournament Owensboro, Kentucky Arizona State 50 Evansville 58 Kentucky Wesleyan 37 All American City Tournament Owensboro, Kentucky Texas Tech. 54 Rhode Island 66 Cincinnati 61 Mid Winter Festival Michigan State 95 St. Francis 66 All American City Tournament Owensboro, Kentucky Montana State 72 New Mexico A&M 45 Virginia 39 Sugar Bowl Tournament New Orleans, Louisiana Vanderbilt 56 Memphis State 47 Sugar Bowl Tournament New Orleans, Louisiana Miss. State 56 Loyola 50	1959-60 Md. 63 Md. 76 1960-61 Md. 57 Md. 67 Md. 84 1961-62 Md. 62 Md. 64 1962-63 None 1963-64 Md. 59 Md. 75 Evansville Invitational Md. 54 Md. 82 1964-65 Md. 66 Md. 73 1965-66 Md. 69 Md. 77	Blue Grass Tournament Louisville, Kentucky Indiana 72 Fordham 54 Dixie Classic Raleigh, North Carolina North Carolina 81 N.C. State 75 Wyoming 77 Sugar Bowl Tournament New Orleans, Louisiana Miss. State 64 Louisville 83 VPI Invitational Tournament Blacksburg, Virginia Tennessee 70 LSU 65 Hurricane Classic Miami, Florida Tulsa 59 Miami (Fla.) 80 Sugar Bowl Tournament New Orleans, Louisiana Houston 68 Dayton 75	1966-67 Md. 50 Md. 53 1967-68 Md. 53 Md. 72 1968-69 Md. 89 Md. 85 1973-74 Md. 78 Md. 53 1980-81 Md. 96 Md. 83	Memphis State Invitational Memphis, Tennessee Oklahoma State 49 Memphis State 55 Charlotte Invitational Charlotte, North Carolina Davidson 65 Army 54 Sun Carnival Tournament El Paso, Texas Texas, El Paso 70 Southern Illinois 73 Marshall Invitational Huntington, West Virginia Marshall 80 Miami (Fla.) 92 Charlotte Invitational Charlotte, North Carolina Davidson 83 Wichita 83 Cable Car Classic San Francisco, Calif. San Francisco 60 Santa Clara 32 Carrier Classic Syracuse, N.Y. Wagner 73 Syracuse 73
--	--	--	--	---	---

## Terrapins in NCAA Championships

1958 - Md. 86 Md. 67 Md. 59 1973 - Md. 91 Md. 89 1975 - Md. 83	First Round - East Madison Square Garden, NY Boston College 63 East Regional Charlotte, NC 3rd Place Temple 81 Manhattan 55 Second Round - East Charlotte, NC Syracuse 75 East Regional Championship Game Providence 103 First Round - Midwest Lubbock, TX Second Round - Midwest Las Cruces, NM Notre Dame 71 Midwest Regional Championship Game Las Cruces, NM	Md. 82 1980 - Md. 86 Md. 68 1981 - Md. 81 Md. 64 1983 - Md. 52 Md. 50 1984 - Md. 102 Md. 70	Louisville 96 Second Round - East Greensboro, NC Tennessee 75 East Regional Semi - Finals Philadelphia, PA Georgetown 74 First Round - Mideast Dayton, OH Tenn-Chattanooga 69 Second Round - Mideast Dayton, OH Indiana 99 First Round - Midwest Houston, TX Tenn-Chattanooga 51 Second Round - Midwest Houston, TX Houston 60 First Round-Mideast Birmingham, AL West Virginia 77 Lexington, KY Illinois 72
--	--	---	---



# Maryland Basketball Records

## Single Game — Team

**MOST POINTS:** 130 ag East Carolina, Dec. 1977  
**FEWEST POINTS:** 15 ag Seton Hall, Dec. 1941 (15-59)  
**MOST POINTS BY OPPONENTS:** 110 by N.C. State, Dec. 1978 (110-124)  
**FEWEST POINTS BY OPPONENT:** 12 by Navy, 1926 (12-21)  
**MOST POINTS BY BOTH TEAMS:** 234 by Maryland and N.C. State, Dec. 20, 1978 (Md. 124 - N.C. State 110)  
**FEWEST POINTS BY BOTH TEAMS:** 33 by Maryland and Navy, 1926 (Md. 21 - Navy 12)  
**MOST FIELD GOALS:** 55 ag Brown, Nov. 1972, Canisius, Dec. 1978  
**FEWEST FIELD GOALS:** 6 ag Seton Hall, Dec. 1941  
**FEWEST FIELD GOALS BY OPPONENTS:** 6 by Navy, 1926  
**MOST FREE THROWS:** 40 ag North Carolina in ACC Tournament final, 1958 (52 attempts)  
**FEWEST FREE THROWS:** 0 ag Wake Forest, Feb. 1973, in Winston-Salem  
**MOST FREE THROWS BY OPPONENT:** 40 by Clemson, Jan. 1968 (53 attempts)  
**MOST FREE THROW ATTEMPTS:** 57 ag North Carolina, Jan. 1953, (made 36)  
**FEWEST FREE THROW ATTEMPTS:** 1 ag North Carolina, Feb. 1979 in Chapel Hill, N.C., 1 ag Wake Forest, Feb. 1973 (a technical) in Winston-Salem, N.C.  
**MOST FREE THROW ATTEMPTS BY OPPONENT:** 51 by North Carolina, Jan. 1964  
**MOST FIELD GOAL ATTEMPTS:** 99 ag Canisius, Dec. 1978 (55-99)  
**FEWEST FIELD GOAL ATTEMPTS:** 18 ag South Carolina, Jan. 1971 (made 15)  
**MOST REBOUNDS:** 74 ag Penn State, Dec. 1964  
**MOST FOULS:** 44 ag William & Mary, Feb. 1952  
**MOST FOULS BY OPPONENT:** 37 by North Carolina, Jan. 1953  
**FEWEST FOULS:** 7 ag Buffalo, Jan. 1972  
**BEST FREE THROW PERCENTAGE:** (at least 10 attempts): .966 ag Duke, Feb. 1976 (28 of 29), Note, 1.000 ag Duke, Feb. 1979 (6 of 6)  
**BEST FIELD GOAL PERCENTAGE:** .833 ag South Carolina, Jan. 1971 (15-18)  
**LARGEST MARGIN OF VICTORY:** 64 ag DePauw, Dec. 1974 (113-49)  
**LARGEST DEFEAT MARGIN:** 63 points by Army, 1944 (85-22)  
**MOST POINTS IN ONE HALF:** 77 ag N.C. State in second half Dec. 1978  
**MOST CONSECUTIVE FREE THROWS IN GAME:** 28 ag Duke, Feb. 7, 1976

## Single Game — Individual

**MOST POINTS:** 44 by Ernest Graham ag N.C. State, Dec. 1978 (18 FG-8 FT)  
**MOST FIELD GOALS:** 18 by Ernest Graham ag N.C. State, Dec. 1978 (26 att.)  
**MOST FREE THROWS:** 17 by Tom McMillen ag Canisius, Dec. 1971 (att. 20)  
**MOST REBOUNDS:** 26 by Len Elmore ag Wake Forest, Feb. 1974  
**MOST FREE THROW ATTEMPTS:** 20 by Tom McMillen ag Canisius, Dec. 1971 (made 17)  
**MOST FIELD GOAL ATTEMPTS:** 34 by Gene Shue ag Washington & Lee, Feb. 1953 (made 16)  
**MOST CONSECUTIVE FREE THROWS:** 15 by Albert King ag Boston, Feb. 1979  
**MOST CONSECUTIVE FIELD GOALS:** 10 by Barry Yates ag Miami (Fla.), Dec. 1970  
**BEST FREE THROW PCT.:** 1.000 (ONLY 10 or more listed)  
 Jerry Greenspan ag Minnesota 1961 ..... 14-14  
 Lee Brawley ag North Carolina 1951 ..... 13-13  
 Bill Stasiulatis ag Wake Forest 1961 ..... 12-12  
 Lee Brawley ag North Carolina 1951 ..... 12-12  
 Bob Kessler ag George Washington 1956 ..... 12-12  
 Jerry Bechtle ag North Carolina 1960 ..... 10-10  
 Tom Milroy ag Penn State 1968 ..... 10-10  
**BEST FIELD GOAL PCT.:** 1.000 (ONLY more than 5 listed):  
 Buck Williams ag Canisius, Dec. 1978 ..... 8-8  
 Gary Williams ag South Carolina, Dec. 1966 ..... 8-8  
 Greg Manning ag Fair Dickinson, Dec. 1980 ..... 8-8  
 Ben Coleman ag Duquesne, Dec. 1983 ..... 8-8  
 Ben Coleman ag Wake Forest, Feb. 1984 ..... 8-8  
 Charles Pittman ag Lafayette, Nov. 1981 ..... 7-7  
 Brad Davis ag Wake Forest, Jan. 1977 ..... 7-7  
 Jack Clark ag South Carolina, Jan. 1964 ..... 6-6  
 Buck Williams ag Marshall, Dec. 1980 ..... 6-6  
**MOST FREE THROW ATTEMPTS BY OPPONENT:** 21 by Bernie Janicki of Wake Forest, 1953 (15); 21 by Pete Brennan of North Carolina, 1958 (15)  
**MOST POINTS AWAY FROM HOME:** 40 by Gene Shue ag Wake Forest, 1953

## Season Records — Team

**MOST POINTS:** 2613 in 1972-73  
**HIGHEST SCORING AVERAGE:** 89.9 in 1974-75  
**HIGHEST OPPONENT SCORING AVERAGE:** 84.1 in 1968-69 (2188 points in 26 games)  
**MOST POINTS BY OPPONENTS:** 2,226 in 1972-73; 2,226 in 1979-80  
**MOST FIELD GOALS:** 1089 in 1972-73  
**MOST FIELD GOAL ATTEMPTS:** 2094 in 1972-73  
**MOST FREE THROWS MADE:** 590 in 1957-58 (29 games 858 attempts)  
**MOST FREE THROWS ATTEMPTED:** 858 in 1957-58 (Made 590 in 29 games)  
**BEST FIELD GOAL PERCENTAGE:** .551 in 1979-80  
**LOWEST FIELD GOAL PERCENTAGE:** .346 in 1951-52  
**BEST FREE THROW PERCENTAGE:** .758 (477 of 629) 1975-76  
**LOWEST FREE THROW PERCENTAGE:** .617 in 1952-53  
**HIGHEST AVERAGE MARGIN OVER OPPONENTS:** 16.7 in 1973-74 (28 games — 85.7 to 69.0)  
**BEST REBOUND PERCENTAGE:** .585 in 1954-55  
**BEST REBOUND AVERAGE:** 49.1 in 1954-55  
**MOST REBOUNDS:** 1388 in 1971-72  
**MOST PERSONAL FOULS:** 596 in 31 games, 1980-81  
**FEWEST PERSONAL FOULS:** 378 in 1966-67  
**LARGEST ATTENDANCE:** 398,036 in 31 games, 1980-81  
**LARGEST HOME ATTENDANCE:** 240,254 (19 games) 1976-77  
**LARGEST AVERAGE HOME ATTENDANCE:** 13,427 for 14 games in 1974-75  
**BEST START IN A SEASON:** 11 consecutive wins (1975-76)

## Season — Records Individual

**MOST POINTS:** 674 by Albert King, 1979-80 (31 games)  
**MOST FIELD GOALS:** 275 by Albert King, 1979-80 (31 games)  
**MOST FREE THROWS:** 197 by Tom McMillen, 1971-72 (32 games)  
**MOST REBOUNDS:** 412 by Len Elmore, 1973-74 (28 games)  
**BEST FIELD GOAL PCT.:** .647 by Buck Williams (183-283), 1980-81  
**BEST FREE THROW PCT.:** .908 by Greg Manning, 1979-80 (31 games, 79 of 87)  
**BEST SCORING AVERAGE:** 23.3 by Will Hetzel, 1968-69 (26 games 605 points)  
**BEST REBOUNDING AVERAGE:** 14.7 by Len Elmore, 1973-74 (28 games)  
**MOST CONSECUTIVE FREE THROWS MADE:** 30 by Albert King, 1979-80  
**MOST CONSECUTIVE FIELD GOALS MADE:** 15 by Greg Manning (over 2 games) Maryland and ACC record, 1980-81

## Career Records

**MOST POINTS SCORED:** 2058 by Albert King (1977-81)  
**BEST SCORING AVERAGE:** 20.5 by Tom McMillen in 1971-74 (88 games 1,807 points)  
**MOST FIELD GOALS:** 862 by Albert King (1977-81)  
**MOST FREE THROWS:** 409 by Tom McMillen in 1971-74 (88 games, 512 attempts)  
**BEST FIELD GOAL PERCENTAGE:** .615 by Buck Williams (446-725) (3 seasons, 1978-1981); .583 by Greg Manning (623-1028) (4 seasons, 1977-81)  
**BEST FREE THROW PERCENTAGE:** .858 by Greg Manning (315-367) (1977-81)  
**MOST REBOUNDS:** 1,053 by Len Elmore, 1971-74 (86 games)  
**MOST CONSECUTIVE FREE THROWS MADE:** 32 by Bob O'Brien in 1955-56 (last 5 in opening game of 1956 season)  
**MOST VARSITY GAMES PLAYED IN:** 120 by Dutch Morley (1978-1982)  
**MOST CONSECUTIVE GAMES PLAYED IN (VARSITY):** 109 by Ernest Graham (1977-81)  
**MOST CONSECUTIVE FIELD GOALS:** 15 by Greg Manning (over 2 games) Maryland and ACC Record  
**CAREER GAMES STARTED:** 112 by Albert King (1977-81) (John Lucas had 107)

## All-Time Team Records

**MOST CONSECUTIVE WINS AGAINST NON-ACC OPPONENTS:** 31 (1970-73)  
**MOST CONSECUTIVE WINS:** 14 over 1971-72 and 1972-73 seasons  
**MOST CONSECUTIVE 20 VICTORY SEASONS:** 5 (1971-72 to 1975-76)

# Regular Season Tournament Records

## SOUTHERN CONFERENCE

1923-24			
Md.	34	VM1	19
	25	Georgia	29
1924-25			
Md.	27	Alabama	21
	16	N.C. State	30
1925-26			
Md.	19	Miss. Aggies	22
1926-27			
Md.	22	Georgia	27
1927-28			
		Did not enter	
1928-29			
Md.	35	Mississippi	37
1929-30			
Md.	21	Kentucky	26
1930-31			
Md.	37	LSU	33
	19	North Carolina	17
	26	Georgia	25
	29	Kentucky	27
1931-32			
Md.	24	Florida	39
1932-33			
Md.	28	South Carolina	65
1933-34			
Md.	37	Washington & Lee	45
1934-35			
		Did not enter	
1935-36			
Md.	47	Duke	35
	32	Washington & Lee	38
1936-37			
Md.	35	N.C. State	42
1937-38			
Md.	45	Citadel	43
	32	Duke	35
1938-39			
Md.	47	Richmond	32
	53	N.C. State	29
	27	Clemson	39
1939-40			
Md.	43	Washington & Lee	30
	32	Duke	44
1940-41			
		Did not enter	
1941-42			
		Did not enter	
1942-43			
		Did not enter	
1943-44			
Md.	23	N.C. State	42
1944-45			
Md.	49	Duke	76
1945-46			
Md.	27	N.C. State	54
1946-47			
Md.	43	N.C. State	55
1947-48			
Md.	51	Davidson	58
1948-49			
Md.	61	North Carolina	79
1949-50			
		Did not enter	
1950-51			
Md.	50	Clemson	48
	45	N.C. State	54
1951-52			
Md.	48	Duke	51
1952-53			
Md.	74	Duke	65
	59	Wake Forest	61

## ATLANTIC COAST CONFERENCE

1953-54			
Md.	75	Clemson	59
	56	Wake Forest	64
1954-55			
Md.	67	Virginia	68
1955-56			
Md.	69	Duke	94
1956-57			
Md.	71	Virginia	68
	64	South Carolina	74
1957-58			
Md.	70	Virginia	66
	71	Duke	65
	86	North Carolina	74
1958-59			
Md.	65	Virginia	66
1959-60			
Md.	58	N.C. State	74
1960-61			
Md.	91	Clemson	75
	76	Wake Forest	98
1961-62			
Md.	58	Duke	71
1962-63			
Md.	41	Wake Forest	80
1963-64			
Md.	67	Clemson	81
1964-65			
Md.	61	Clemson	50
	67	N.C. State	76
1965-66			
Md.	70	North Carolina	77
1966-67			
Md.	54	South Carolina	57
1967-68			
Md.	54	N.C. State	63
1968-69			
Md.	71	South Carolina	92
1969-70			
Md.	57	N.C. State	67
1970-71			
Md.	63	South Carolina	71
1971-72			
Md.	54	Clemson	52
	62	Virginia	57
	64	North Carolina	73
1972-73			
Md.	77	Clemson	61
	73	Wake Forest	65
	74	N.C. State	76
1973-74			
Md.	85	Duke	66
	105	North Carolina	85
	100	N.C. State	103
1974-75			
Md.	85	N.C. State	87
1975-76			
Md.	80	Duke	78
	65	Virginia	73
1976-77			
Md.	72	N.C. State	82
1977-78			
Md.	109	N.C. State	108
	69	Duke	81
1978-79			
Md.	75	Clemson	67
	79	North Carolina	102
1979-80			
Md.	51	Georgia Tech	49
	91	Clemson	85
	72	Duke	73
1980-81			
Md.	56	Duke	53
	85	Virginia	62
	60	North Carolina	61
1981-82			
Md.	28	N.C. State	40
1982-83			
Md.	58	Georgia Tech (ot)	64
1983-84			
Md.	69	N.C. State	63
	66	Wake Forest	64
	74	Duke	62



# ALL - TIME SCORERS

## Won 1 Lost 5 1918-19

Maryland	
27 Gallaudet	26
7 Catholic University	25
11 George Washington	25
9 Gallaudet	33
12 Catholic University	14
20 George Washington	53

No Teams for 1919-20 through 1922-23.

### Record Conf.

## 5-7 1-2 1923-24

Maryland	
41 George Washington	22
42 Gallaudet	28
13 Catholic	30
20 North Carolina	26
13 Virginia	26
24 Richmond	22
14 Catholic	20
19 George Washington	20
22 Washington & Lee	21
12 VMI	21
34 *VMI	19
25 *Georgia	29
*S.C. Tournament	

## 12-5 3-1 1924-25

Maryland	
24 Virginia	18 H
24 Columbia	23 A
21 Stevens Institute	17 A
16 Navy	23 A
30 Lafayette	15 H
18 Catholic	14 A
21 Stevens Institute	17 H
16 North Carolina	21 H
25 Gallaudet	14 H
16 Washington College	27 H
24 Princeton	38 A
22 CCNY	16 H
38 South Carolina	22 H
36 Virginia	25 A
27 Catholic	17 H
27 *Alabama	21
16 *N.C. State	30
*S.C. Tournament	

## 14-3 7-1 1925-26

Maryland	
40 Washington & Lee	27 H
21 Navy	12 A
30 Richmond	14 H
30 VMI	21 A
33 Washington & Lee	20 A
19 VPI	17 A
40 Gallaudet	13 H
30 Washington College	26 H
24 Stevens Institute	27 H
30 VPI	14 H
28 Virginia	34 A
23 North Carolina	22 H
25 West Virginia	15 H
41 Duke	20 H
30 Virginia	21 H
32 Princeton	26 H
19 Mississippi Aggies	22

## 10-10 6-4 1926-27

Maryland	
16 American	21 A
44 Washington & Lee	32 H
25 Michigan	39 A
17 Virginia	22 A
30 Navy	32 A
18 Washington College	22 H
34 Georgia	33 H
39 Gallaudet	26 H
27 Stevens Institute	18 H
28 North Carolina	23 H
23 North Carolina	32 H
26 Pennsylvania	21 A
32 Washington & Lee	34 A
32 VMI	15 A
29 Virginia	28 H
23 N.C. State	38 A
16 Washington College	21 A
32 Western Maryland	25 H
23 North Carolina	19 A
22 *Georgia	27
*S.C. Tournament	

## 14-4 8-1 1927-28

Maryland	
38 Washington & Lee	24
29 VPI	20
31 Washington & Lee	28
23 VMI	9
45 Gallaudet	20
37 Kentucky	7
20 Johns Hopkins	22
25 St. Johns College	22
26 Virginia	20
31 Stevens Institute	24
26 Navy	35
26 Pennsylvania	30
36 N.C. State	34
12 Virginia	34
22 Washington College	20
23 Johns Hopkins	19
30 VPI	10
30 Western Maryland	29

## 7-9 2-5 1928-29

Maryland	
30 William & Mary	20 H
18 Pennsylvania	30 A
20 Randolph Macon	33 H
30 Virginia	22 A
20 Johns Hopkins	30 H
20 St. Johns	18 H
22 Virginia	25 H
22 Washington & Lee	47 H
29 VPI	39 A
18 Washington & Lee	42 A
30 VMI	27 A
22 North Carolina	28 H
30 Navy	27 A
32 Western Maryland	17 H
19 Johns Hopkins	18 A
35 *Mississippi	37
*S.C. Tournament	

## 16-6 9-5 1929-30

Maryland	
27 William & Mary	23 H
27 Duke	28 H
37 Catholic	30 H
54 Virginia	20 H
41 Johns Hopkins	24 H
43 Navy	39 A
41 VPI	29 H
26 N.C. State	28 H
25 Washington & Lee	29 H
38 Western Maryland	17 H
36 North Carolina	24 H
34 VPI	23 A
44 VMI	25 A
21 Washington & Lee	36 A
51 Virginia	29 H
21 N.C. State	19 A
22 North Carolina	19 A
24 Duke	39 A
39 Johns Hopkins	24 A
39 VMI	21 H
41 St. Johns	25 H
21 *Kentucky	26
*S.C. Tournament	

## 18-4 8-1 1930-31

Maryland	
38 Gallaudet	27 H
38 VMI	18 A
36 Washington & Lee	21 A
32 Duke	24 H
30 Loyola	33 H
33 Johns Hopkins	20 A
44 VMI	20 H
33 VPI	16 H
31 Virginia	34 A
28 Washington & Lee	17 H
24 Catholic	21 A
33 North Carolina	31 H
32 Washington College	33 H
34 Virginia	21 H
45 Western Maryland	35 H
32 St. Johns	27 H
33 Navy	36 A
31 Johns Hopkins	22 H
37 *LSU	33
19 *North Carolina	17
26 *Georgia	25
29 *Kentucky	27
*S.C. Tournament (Champions)	

## 16-4 8-2 1931-32

Maryland	
30 Wisconsin	32 A
27 Loyola	28 H
42 Washington & Lee	38 A
43 VMI	28 A
26 Navy	15 H
36 Virginia	31 A
33 Johns Hopkins	26 A
38 VMI	20 H
51 VPI	16 H
39 Catholic	34 H
26 North Carolina	25 H
36 Washington College	16 H
35 Western Maryland	15 H
46 Virginia	18 H
49 Washington & Lee	19 H
24 St. Johns	20 H
26 North Carolina	32 A
20 Duke	18 A
38 Johns Hopkins	24 H
24 *Florida	39
*S.C. Tournament	

## 11-9 7-3 1932-33

Maryland	
13 Wisconsin	22 H
40 VPI	20 A
30 Duke	28 H
29 VMI	30 A
40 Washington & Lee	43 A
27 Johns Hopkins	37 A
37 VPI	21 H
27 Catholic	29 A
21 Navy	59 A
19 Virginia	26 A
42 North Carolina	29 H
36 Georgia	40 H
35 Washington College	27 H
37 Virginia	28 H
46 Washington & Lee	28 H
45 VMI	29 H
34 St. Johns	22 H
37 Western Maryland	32 H
35 Johns Hopkins	31 H
28 *South Carolina	65
*S.C. Tournament	

## 11-8 6-1 1933-34

Maryland	
29 Michigan	25 H
17 Indiana	30 H
24 West Virginia	26 A
37 Duke	33 H
29 VPI	24 A
34 VPI	32 H
32 Johns Hopkins	37 A
43 Virginia	20 A
24 North Carolina	28 H
33 Catholic	25 H
27 Navy	46 A
28 Virginia	25 H
33 Richmond	44 H
49 Western Maryland	33 H
36 VMI	27 H
32 St. Johns	37 H
44 Washington College	33 H
32 Johns Hopkins	19 H
37 *Washington & Lee	45
*S.C. Tournament	

## 8-10 4-5 1934-35

Maryland	
25 Indiana	30 H
50 Ohio State	41 H
29 West Virginia	39 H
35 South Carolina	21 H
39 VMI	24 H
39 Duke	48 H
43 Washington College	27 H
31 North Carolina	49 H
36 Navy	43 A
44 Virginia	24 H
26 Richmond	56 H
29 Catholic	45 A
29 Washington & Lee	33 H
33 Virginia	32 A
41 Johns Hopkins	35 A
17 St. Johns	24 H
52 Johns Hopkins	25 H
24 Georgetown	25 H

## 14-6 3-3 1935-36

Maryland	
44 VMI	29 H
27 Washington & Lee	30 A
53 VMI	32 A
32 Navy	20 A
28 Richmond	24 H
55 Baltimore	33 H
46 Washington College	34 H
32 North Carolina	44 H
41 William & Mary	39 H
38 Duke	34 H
40 Virginia	34 H
26 West Virginia	51 A
54 Washington & Lee	55 H
40 St. Johns	28 H
29 Catholic	40 H
56 Washington College	30 A
45 Johns Hopkins	40 H
47 Georgetown	39 A
47 *Duke	35
32 *Washington & Lee	38
*S.C. Tournament	

## 9-11 4-8 1936-37

Maryland	
40 Richmond	51 A
54 Johns Hopkins	31 H
27 Washington & Lee	51 A
48 VMI	28 A
48 Western Maryland	36 H
31 Duke	34 A
41 Washington College	20 H
37 Virginia	23 H
33 N.C. State	35 A
24 North Carolina	41 A
30 Duke	34 A
37 Navy	53 A
35 North Carolina	44 H
41 William & Mary	29 H
45 VMI	28 H
35 Washington & Lee	41 H
27 Georgetown	39 H
37 St. Johns	39 A
41 N.C. State	35 H
35 *N.C. State	42
*S.C. Tournament	



**LOUIS "Bozie" BERGER**  
Maryland's First All-America  
Basketball Player  
1931 and 1932  
Played Pro Basketball  
with Cleveland

**15-9 7-4 1937-38**

Maryland		
26	Richmond	31 H
26	Michigan	33 H
50	Baltimore	32 A
43	Randolph Macon	27 H
29	Washington & Lee	31 A
42	VMI	27 A
39	Georgetown	57 A
40	Duke	35 H
24	North Carolina	43 A
34	Duke	44 A
42	VPI	35 H
34	Navy	37 A
27	NYU	42 H
36	Washington & Lee	32 H
45	William & Mary	38 H
43	VMI	33 H
49	Catholic	33 H
43	Washington College	42 A
39	Virginia	23 A
57	Dickinson	27 H
56	Johns Hopkins	30 H
38	St. Johns	29 H
45	*Citadel	43
32	*Duke	35
*S.C. Tournament		

**15-9 8-3 1938-39**

Maryland		
34	Richmond	41 A
45	Clemson	35 H
44	Davidson	27 H
24	Pennsylvania	36 A
25	Army	45 A
37	Navy	47 A
37	Duke	34 H
34	North Carolina	32 H
34	Hampden-Sydney	25 H
31	Virginia	21 H
60	Duke	44 A
66	North Carolina	41 A
40	N.C. State	46 A
25	Georgetown	39 H
29	Washington & Lee	37 H
49	William & Mary	57 H
48	St. Johns	20 A
53	VMI	35 H
40	Catholic	38 A
24	George Washington	37 A
47	Washington College	37 H
47	*Richmond	32
53	*N.C. State	29
27	*Clemson	39
*S.C. Tournament		

**14-9 7-4 1939-40**

Maryland		
48	Western Maryland	32 H
47	Randolph Macon	16 H
53	Clemson	26 H
34	Pennsylvania	41 A
51	Rutgers	39 A
53	Rhode Island State	59 A
32	Duke	30 H
35	Richmond	19 H
28	Georgetown	27 A
49	VPI	41 H
25	Washington & Lee	44 H
43	N.C. State	36 A
30	Clemson	48 A
30	South Carolina	33 A
37	Duke	48 A
49	Johns Hopkins	36 H
60	VMI	33 A
19	Washington & Lee	39 A
46	Catholic	31 H
27	VMI	25 H
26	George Washington	44 H
43	*Washington & Lee	30
32	*Duke	44
*S.C. Tournament		

**1-21 0-13 1940-41**

Maryland		
36	Richmond	48 H
24	Johns Hopkins	38 A
34	Clemson	48 H
32	Pennsylvania	43 A
26	Duke	40 H
41	Washington & Lee	59 A
30	VMI	64 A
34	Georgetown	51 A
36	North Carolina	55 H
17	Richmond	38 A
17	Duke	43 A
29	North Carolina	44 A
27	Navy	52 A
18	Virginia	47 A
15	Washington & Lee	42 H
28	George Washington	61 A
40	William & Mary	58 H
43	Connecticut	52 H
45	Rutgers	50 H
27	VMI	41 H
39	VPI	48 H
26	Washington College	18 H

**7-15 3-8 1941-42**

Maryland		
41	Richmond	23 A
34	William & Mary	39 A
36	West Virginia	63 A
15	Seton Hall	59 A
40	CCNY	57 A
48	St. Johns (NY)	64 A
35	Virginia	34 A
33	Duke	37 A
28	Washington College	25 H
51	Georgetown	42 A
29	George Washington	47 H
36	Virginia	26 H
41	VMI	46 A
44	Washington & Lee	52 A
28	Washington & Lee	30 H
47	Navy	61 A
42	William & Mary	32 H
27	West Virginia	41 H
32	Army	44 A
30	North Carolina	34 H
46	Duke	64 H
39	VMI	36 H

**8-8 5-5 1942-43**

Maryland		
32	Richmond	28 H
47	North Carolina	40 H
53	Virginia	49 H
49	Pennsylvania	51 A
40	Washington & Lee	50 A
34	VMI	35 A
43	George Washington	48 A
63	Navy	54 A
40	Army	44 A
43	Duke	46 H
55	Washington & Lee	35 H
56	Virginia	42 A
40	North Carolina	31 A
36	Georgetown	46 H
51	William & Mary	36 H
35	VMI	36 H

**4-13 2-1 1943-44**

Maryland		
33	Quantico Marines	59 H
39	Marshall	46 H
20	Bainbridge Navy	52 H
20	Virginia	52 A
43	VMI	36 H
43	Hampden-Sydney	51 H
25	Bainbridge Navy	78 A
29	Fort Belvoir	60 H
33	Catholic	31 H
26	Virginia	49 H
33	Catholic	53 A
34	Richmond	65 A
48	Woodrow Gen. Hosp.	26 H
25	Woodrow Gen. Hosp.	35 A
31	VMI	29 A
35	Navy	69 A
22	Army	85 A
23	*N.C. State	42
*S.C. Tournament		

**2-14 2-5 1944-45**

Maryland		
26	Gallaudet	27 H
28	North Carolina	53 A
24	Duke	51 A
32	N.C. State	46 A
33	Navy	70 A
46	VMI	28 H
34	Marine Corps Inst.	50 H
42	N.C. State	57 H
42	Hampden-Sydney	43 H
26	Virginia	57 A
27	VMI	35 A
33	Virginia	61 H
53	William & Mary	46 A
41	Merchant Marine	54 A
34	Army	54 A
49	*Duke	76
*S.C. Tournament		

**9-12 5-5 1945-46**

Maryland		
61	Marine Corps Inst.	46 H
43	Marshall	50 H
47	Quantico Marines	50 H
25	Duke	59 A
47	N.C. State	39 A
28	North Carolina	64 A
35	Navy	44 A
37	N.C. State	33 H
45	Virginia	48 A
43	Duke	38 H
35	Hampden-Sydney	32 H
48	George Washington	35 H
31	North Carolina	33 H
37	Virginia	36 H
43	Merchant Marine	39 H
37	Richmond	31 H
36	William & Mary	42 A
33	West Virginia	35 H
25	Army	52 A
31	Merchant Marine	48 A

27	*N.C. State	54
*S.C. Tournament		

**14-10 9-4 1946-47**

Maryland		
43	West Virginia	81 A
49	Western Maryland	39 H
41	Johns Hopkins	36 H
62	Quantico Marines	48 A
42	North Carolina	58 A
39	Richmond	41 H
44	George Washington	43 H
65	Washington & Lee	60 A
57	VPI	49 A
61	VMI	50 A
61	North Carolina	57 H
27	Navy	55 A
59	Washington & Lee	50 H
55	Georgetown	49 H
48	George Washington	63 H
49	Richmond	68 A
55	VPI	42 H
38	Duke	40 H
47	Kings Point	73 A
57	Army	54 A
52	Citadel	40 H
53	VMI	45 H
54	Pennsylvania	80 A
43	*N.C. State	55
*S.C. Tournament		

**11-14 9-7 1947-48**

Maryland		
63	Western Maryland	58 H
52	Loyola	63 H
59	Davidson	58 A
64	Washington & Lee	70 A
53	VMI	46 A
64	Johns Hopkins	53 A
46	North Carolina	70 A
42	Duke	53 A
40	Georgetown	52 H
49	Clemson	42 A
44	Virginia	64 A
47	Navy	51 H
68	South Carolina	54 H
63	VMI	48 A
44	Army	48



**Gene Shue  
All American  
1953-54**

64	Washington & Lee	38 H
49	George Washington	65 A
47	North Carolina	51 H
56	Virginia	68 H
60	Richmond	53 H
54	South Carolina	53 A
63	Clemson	61 A
62	Richmond	64 A
35	George Washington	59 H
51	*Davidson	58
*S.C. Tournament		

**9-18 8-7 1948-49**

Maryland		
49	Temple	67 A
60	VPI	51 H
75	Loyola (Baltimore)	77 A
45	Richmond	54 H
47	Virginia	53 H
74	Clemson	50 H
47	North Carolina	55 A
49	Davidson	52 A
43	Virginia	79 A
51	Georgetown	53 A
67	Pennsylvania	81 A
46	Navy	52 A
54	George Washington	66 H
43	Miami (Ohio)	42 A
48	Miami (Ohio)	58 A
33	Cincinnati	70 A
53	VMI	45 A
66	Washington & Lee	60 A
79	South Carolina	49 H
42	North Carolina	66 H
52	Georgetown	56 H
57	South Carolina	56 A
49	Clemson	68 A
66	Richmond	51 A
42	George Washington	61 A
70	VMI	55 H
61	*North Carolina	79
*S.C. Tournament		

**7-18 5-13 1949-50**

Maryland		
57	VPI	63 A
40	Tennessee	61 A
56	Virginia	66 A
65	Washington & Lee	46 H
52	Pennsylvania	54 A
55	Clemson	60 H
62	Navy	75 A
71	Ohio Wesleyan	75 H
53	North Carolina	55 A
46	Duke	58 A
71	Georgetown	65 A
52	William & Mary	56 H
49	Richmond	59 A
51	George Washington	72 H
56	William & Mary	64 A
65	VMI	53 H
56	North Carolina	69 H
61	VMI	62 A
67	Duke	57 H
56	South Carolina	61 H
70	Virginia	52 H
64	Davidson	61 H
67	Richmond	48 H
44	South Carolina	59 A
68	Clemson	70 A

**16-11 11-8 1950-51**

Maryland		
59	Virginia	57 H
65	Pennsylvania	74 A
48	William & Mary	41 H
46	Virginia	43 A
52	Washington & Lee	43 H
51	Rutgers	45 H
67	North Carolina	59 A
48	Richmond	42 A
47	Navy	51 A
58	Georgetown	47 H
57	VPI	66 H
56	North Carolina	55 H
57	Davidson	55 A
43	South Carolina	70 A
44	Clemson	50 A
65	Washington & Lee	83 A
46	VMI	41 A
47	South Carolina	37 H
64	West Virginia	70 H
40	Duke	49 H
50	William & Mary	55 A
54	Clemson	50 H
42	Richmond	33 H
47	George Washington	67 A
65	VMI	46 H
50	*Clemson	48
45	*N.C. State	54
*S.C. Tournament		

**13-9 9-5 1951-52**

Maryland	
59 Virginia	42 A
71 Washington & Lee	51 H
52 Pennsylvania	53 A
54 William & Mary	53 H
36 West Virginia	39 A
57 VMI	39 A
51 Washington & Lee	43 A
47 North Carolina	51 A
48 Navy	45 A
63 Virginia	53 H
55 Georgetown	40 H
55 Rutgers	61 A
71 North Carolina	51 H
64 VMI	46 H
55 Richmond	45 H
66 William & Mary	71 A
51 Duke	56 A
61 Georgetown	71 A
54 Richmond	50 A
56 George Washington	57 H
71 Davidson	48 H

**15-8 12-3 1952-53**

Maryland	
71 Virginia	61 H
64 William & Mary	61 H
53 Pennsylvania	70 A
52 West Virginia	45 H
54 VMI	37 A
58 Washington & Lee	40 A
49 North Carolina	59 A
59 Virginia	56 A
63 Richmond	60 A
45 Georgetown	54 H
65 VPI	46 H
68 North Carolina	66 H
62 George Washington	63 A
70 VPI	56 A
46 Richmond	49 H
67 VMI	41 H
87 Washington & Lee	56 H
79 William & Mary	57 A
48 Georgetown	49 A
47 Navy	51 A
66 George Washington	53 H
74 *Duke	65
59 *Wake Forest	61
*S.C. Tournament	

**23-7 7-2 1953-54**

Maryland	
53 South Carolina	49 A
81 Clemson	41 A
54 Wake Forest	71 A
69 William & Mary	54 A
71 West Virginia	87 A
60 VPI	52 H
79 South Carolina	48 H
65 Arizona State	50 A
66 Evansville	58 A
54 Ky. Wesleyan	37 A
72 Richmond	64 A
70 Virginia	64 H
75 Clemson	54 H
56 Georgetown	58 A
71 Richmond	73 H
68 George Washington	61 H
70 Virginia	56 A
61 Tampa	51 A
63 Miami (Fla.)	57 A
51 Washington & Lee	25 A
54 VPI	41 A
76 Washington & Lee	43 H
61 Navy	60 A
74 Wake Forest	53 H
61 Duke	68 H
53 Georgetown	50 H
57 George Washington	70 A
74 William & Mary	55 H
75 Clemson	59 ACC
56 Wake Forest	64 ACC
67 William & Mary	62 A
67 George Washington	73 H
63 North Carolina	61 H
68 Clemson	66 H
58 N.C. State	78 A
71 Wake Forest	75 A
57 Georgetown	48 A

**17-7 10-4 1954-55**

Maryland	
60 Georgetown	43 H
49 Duke	47 H
58 Wake Forest	62 H
72 Virginia	69 A
61 Duke	68 A
70 North Carolina	60 A
58 Texas Tech	54 A
83 Rhode Island	66 A
78 Cincinnati	61 A
68 South Carolina	51 H
78 Virginia	65 H
71 Clemson	63 A
68 South Carolina	52 A
68 N.C. State	64 H
53 George Washington	75 A
60 Navy	54 A
67 William & Mary	62 A
67 George Washington	73 H
63 North Carolina	61 H
68 Clemson	66 H
58 N.C. State	78 A
71 Wake Forest	75 A
57 Georgetown	48 A
67 Virginia	68 ACC

**14-10 7-7 1955-56**

Maryland	
67 Virginia	55 H
52 William & Mary	51 H
61 Wake Forest	51 H
61 Kentucky	62 H
62 North Carolina	68 H
75 Michigan State	95 H
75 St. Francis	66 H
76 South Carolina	57 H
62 George Washington	48 H
71 Clemson	63 A
59 South Carolina	53 A
64 N.C. State	73 H
62 Duke	76 A
55 North Carolina	64 A
62 Georgetown	57 A
80 Navy	61 H
70 Duke	82 H
67 George Washington	46 A
81 Clemson	69 H
71 N.C. State	62 A
60 Wake Forest	76 A
60 Virginia	73 A
72 Georgetown	61 H
69 Duke	94 ACC

**16-10 9-5 1956-57**

Maryland	
67 Virginia	63 A
62 Fordham	68 H
59 Wake Forest	53 H
55 Kentucky	76 A
61 North Carolina	70 A
89 Montana State	72 A
43 New Mexico A & M	45 A
43 Virginia	39 A
59 Clemson	52 A

60 South Carolina	68 A
62 Duke	51 H
68 George Washington	48 A
66 South Carolina	59 H
82 Georgetown	69 H
79 N.C. State	66 H
60 Duke	72 A
84 George Washington	67 H
61 North Carolina	65 H
85 Virginia	64 H
56 N.C. State	49 A
58 Wake Forest	62 A
55 Navy	56 A
74 Clemson	65 H
62 Georgetown	59 A
71 Virginia	68 ACC
64 South Carolina	74 ACC

**22-7 9-5 1957-58**

Maryland	
64 George Washington	55 H
61 Fordham	58 A
71 Kentucky	62 H
72 Wake Forest	58 H
88 Navy	58 H
71 Vanderbilt	56 A
46 Memphis State	47 A
72 South Carolina	59 A
66 Clemson	73 A
74 Duke	49 H
74 North Carolina	61 H
55 Georgetown	45 A
48 N.C. State	57 H
64 Navy	51 A
87 Virginia	66 A
74 Wake Forest	67 A
72 Clemson	54 H
64 N.C. State	69 A
69 Virginia	56 H
59 Duke	68 A
59 North Carolina	66 A
56 Georgetown	46 H
99 South Carolina	59 H
70 Virginia	66 ACC
71 Duke	65 ACC
86 North Carolina	74 ACC
86 Boston College	63 NCAA
67 Temple	71 NCAA
59 Manhattan	55 NCAA

**10-13 7-7 1958-59**

Maryland	
53 N.C. State	55 H
62 Northwestern	66 A
63 Virginia	56 H
56 Kentucky	58 A
50 Navy	53 H
68 Wake Forest	65 H
45 Mississippi State	56 A
54 Loyola	50 A
64 Duke	31 H
59 South Carolina	41 A
46 Clemson	55 A
61 Georgetown	53 H
69 Duke	78 A
57 North Carolina	64 A
53 Wake Forest	56 A
65 George Washington	66 H
37 N.C. State	53 A
77 Clemson	58 H
50 Virginia	62 A
69 North Carolina	51 H
67 Georgetown	56 A
75 South Carolina	45 H
65 Virginia	66 ACC

**15-8 9-5 1959-60**

Maryland	
64 George Washington	57 A
70 Virginia	62 H
59 Georgetown	48 H
47 Wake Forest	54 H
63 Indiana	72 A
76 Fordham	54 A
103 Yale	80 H
85 South Carolina	52 H
51 Georgetown	66 A
56 Duke	48 A
63 N.C. State	53 H
51 Navy	50 A
66 North Carolina	75 H
64 Wake Forest	65 A
44 Virginia	43 A
46 N.C. State	48 A
70 Clemson	55 H
71 Duke	61 H
86 George Washington	84 H
64 North Carolina	81
67 Clemson	59 A
72 South Carolina	55 A
58 N.C. State	74 ACC

**14-12 6-8 1960-61**

Maryland	
64 Penn State	47 H
57 Virginia	52 A
80 George Washington	66 H

64 Minnesota	53 A
78 Georgetown	67 A
60 Wake Forest	72 H
57 North Carolina	81 A
67 N.C. State	75 A
84 Wyoming	77 A
72 South Carolina	58 H
55 Georgetown	47 H
62 Duke	70 A
52 North Carolina	58 H
63 Navy	62 H
75 N.C. State	62 A
56 North Carolina	63 A
69 Wake Forest	78 A
59 Clemson	76 A
61 South Carolina	64 A
66 N.C. State	83 A
76 Duke	71 H
44 George Washington	63 A
77 Virginia	62 H
82 Clemson	80 H

91 Clemson	75 ACC
76 Wake Forest	98 ACC

**8-17 3-11 1961-62**

Maryland	
65 Penn State	71 A
78 Georgetown	79 H
68 N.C. State	73 H
75 Minnesota	69 H
79 Wake Forest	62 H
91 Virginia	70 A
62 Mississippi State	64 A
64 Louisville	83 A
67 George Washington	56 A
77 South Carolina	86 H
83 Georgetown	70 A
68 Duke	84 A
81 George Washington	67 H
61 N.C. State	68 A
71 Miami (Fla.)	68 A
58 Navy	67 A
79 North Carolina	62 H
68 South Carolina	85 A
61 Clemson	73 A
53 Duke	79 H
78 Wake Forest	81 A
67 North Carolina	70 A
68 Virginia	72 H
68 Clemson	75 H

58 Duke	71 ACC
---------	--------

**8-13 4-10 1962-63**

Maryland	
61 Penn State	62 H
70 Georgetown	79 A
56 Duke	92 A
74 N.C. State	76 H
67 Virginia	61 A
74 Wake Forest	85 H
68 South Carolina	63 H
74 George Washington	72 H
67 Navy	61 H
56 North Carolina	78 H
59 N.C. State	79 A
68 George Washington	67 A
73 Georgetown	72 H
68 North Carolina	82 A
60 Clemson	62 A
51 South Carolina	44 A
54 Wake Forest	75 A
69 Virginia	71 H
70 Duke	76 H
69 Clemson	67 H

41 Wake Forest	80 ACC
----------------	--------

**9-17 5-9 1963-64**

Maryland	
68 Virginia	58 H
72 Georgetown	83 A
62 Penn State	91 A
72 N.C. State	62 H
74 West Virginia	72 H
56 Clemson	48 H
59 Tennessee	70 A
75 I SU	65 A
54 Arizona	57 A
82 Columbia	76 A
69 South Carolina	73 H
55 Navy	68 A
88 North Carolina	97 A
65 N.C. State	66 A
91 Wake Forest	82 A
80 George Washington	76 A
67 West Virginia	91 A
72 Duke	104 H
77 Wake Forest	79 H
74 North Carolina	64 H
73 Virginia	79 A
63 Duke	84 A
78 Georgetown	81 H
68 Clemson	83 A
64 South Carolina	74 A

67 Clemson	81 ACC
------------	--------



**Tom McMillen**  
1972, 73, 74

**18-8 10-4 1964-65**

Maryland		
72 Penn State	71	H
82 George Washington	80	H
59 Virginia	61	A
62 N.C. State	63	H
73 West Virginia	80	H
82 Wake Forest	64	H
61 Kansas	63	H
66 Tulsa	59	A
73 Miami (Fla.)	80	A
76 North Carolina	68	H
67 Clemson	65	A
75 South Carolina	70	A
77 Navy	58	H
93 Wake Forest	85	A
67 N.C. State	73	A
91 North Carolina	80	A
64 Duke	82	A
86 West Virginia	78	A
85 Georgetown	67	A
52 Virginia	47	H
70 Navy	57	A
85 Duke	82	H
88 Clemson	71	H
73 South Carolina	59	H
61 Clemson	50	ACC
67 N.C. State	76	ACC

**14-11 7-7 1965-66**

Maryland		
61 Penn State	65	A
87 Wake Forest	66	H
59 N.C. State	48	H
62 Kansas	71	A
63 Kansas State	57	A
77 Georgetown	59	H
74 West Virginia	76	A
69 Houston	68	A
77 Dayton	75	A
52 North Carolina	67	A
62 Virginia	65	H
61 Duke	76	A
58 N.C. State	60	A
107 George Washington	81	A
66 Clemson	71	A
78 South Carolina	63	A
76 North Carolina	66	H
86 Wake Forest	78	A
74 Navy	69	H
107 West Virginia	92	H
71 Virginia	64	A
69 Duke	74	H
56 South Carolina	42	H
69 Clemson	81	H
70 North Carolina	77	ACC



**Len Elmore**  
All American  
1973, 1974

**11-14 5-9 1966-67**

Maryland		
76 Penn State	53	H
54 N.C. State	38	A
63 South Carolina	65	H
85 Virginia	65	A
50 Dklahoma State	49	A
53 Memphis State	55	A
59 Wake Forest	68	H
66 Davidson	65	A
57 Army	54	A
60 N.C. State	55	H
82 West Virginia	81	A
69 Duke	72	H
68 Clemson	48	H
58 West Virginia	61	H
53 South Carolina	80	A
77 North Carolina	85	A
78 George Washington	52	H
49 Georgetown	80	A
87 Virginia	76	H
65 Navy	66	A
58 Duke	81	A
78 North Carolina	79	H
61 Clemson	65	A
64 Wake Forest	78	A
54 South Carolina	57	ACC

**8-16 4-10 1967-68**

Maryland		
71 Penn State	76	A
84 George Washington	53	A
62 N.C. State	75	H
66 South Carolina	65	H
60 Wake Forest	73	A
53 Texas El Paso	70	A
72 Southern Illinois	73	A
59 South Carolina	68	A
52 N.C. State	68	A
79 West Virginia	75	H
52 Duke	84	H
93 Clemson	94	A
76 Navy	72	H
73 Miami (Fla.)	93	A
67 North Carolina	73	H
64 Duke	85	A
66 West Virginia	83	A
85 Virginia	76	H
87 Wake Forest	74	H
60 North Carolina	83	A
81 Clemson	68	H
68 Virginia	70	A
68 Georgetown	60	H
54 N.C. State	63	ACC

**8-18 2-12 1968-69**

Maryland		
66 Penn State	56	H
65 West Virginia	86	A
67 South Carolina	79	A
63 Princeton	72	H
87 Wake Forest	95	A
99 George Washington	96	H
89 Marshall	80	A
35 Miami (Fla.)	92	A
69 Davidson	83	A
95 Wichita	83	A
71 Wake Forest	93	A
69 N.C. State	85	A
67 South Carolina	69	H
85 Duke	96	A
83 Clemson	78	H
77 Virginia	78	H
87 North Carolina	107	A
81 N.C. State	86	H
91 West Virginia	84	H
83 Duke	93	H
68 Navy	72	A
78 Virginia	84	A
86 North Carolina	88	H
84 Clemson	83	A
83 Georgetown	78	A
71 South Carolina	92	ACC

**13-13 5-9 1969-70**

Maryland		
97 Buffalo	77	H
92 George Washington	71	A
67 Princeton	75	A
87 Wake Forest	104	H
68 South Carolina	101	H
54 Army	69	H
94 Fordham	71	H
94 Delaware	58	H
57 N.C. State (L)	91	A
96 Wake Forest	88	A
83 West Virginia	76	H
44 South Carolina	55	A
75 Clemson	63	A
73 Navy	57	H
97 Maine	68	H
52 Duke	50	H
69 North Carolina	77	H
54 N.C. State (L)	64	A
81 Georgetown	71	H
69 Virginia (L)	71	A

83 North Carolina	90	A
76 Duke	87	A
103 Clemson	85	H
78 West Virginia	83	A
79 Virginia (W)	71	H
57 N.C. State	67	ACC

**14-12 5-9 1970-71**

Maryland		
86 Delaware	73	H
109 Buffalo	70	H
85 Lehigh	66	H
72 Wake Forest	71	H
70 South Carolina	96	A
79 Georgetown	96	A
80 Tampa	72	H
111 Miami (Fla.)	77	H
99 Richmond	67	H
81 N.C. State (L)	83	H
31 South Carolina	30	H
56 Clemson	52	H
69 George Washington	67	H
88 Loyola (Md.)	69	A
70 North Carolina	105	A
61 N.C. State (L)	71	A
88 Duke	79	A
63 Virginia (L)	78	A
67 Duke	70	H
76 North Carolina	100	H
56 Seton Hall	55	A
45 Clemson	51	A
81 West Virginia	83	H
66 Wake Forest	72	A
89 Virginia (W)	84	H
63 South Carolina	71	ACC

**27-5 8-4 1971-72**

Maryland		
100 Brown	83	H
118 George Washington	96	A
57 Virginia (L)	78	A
79 Georgetown	46	H
86 Canisius	77	H
73 Loyola	60	A
102 Holy Cross	79	A
103 Western-Kentucky	67	H
90 St. John's	69	H
83 N.C. State (W)	70	H
61 Clemson	63	A
49 Wake Forest	46	A
85 Navy	60	A
82 Buffalo	58	H
72 North Carolina	92	A
66 N.C. State (W)	65	A
77 Duke	58	H
85 Duquesne	71	H
78 Long Island Univ.	60	A
79 North Carolina	77	H
67 Clemson	57	H
76 Richmond	61	H
59 Duke	68	A
64 Wake Forest	56	H
45 Virginia (W)	42	H
54 Clemson	52	ACC
62 Virginia	57	ACC
64 North Carolina	73	ACC
67 St. Joseph's	55	NIT
71 Syracuse	65	NIT
91 Jacksonville	77	NIT
100 Niagara	69	NIT

**23-7 7-5 1972-73**

Maryland		
127 Brown	82	H
82 Richmond	50	A
107 Canisius	80	A
99 Georgetown	73	A
88 George Washington	79	H
90 Georgia Tech	55	H
90 Syracuse	76	H
76 Kent State	58	H
79 Clemson	75	A
93 Virginia (W)	74	H
85 N.C. State (L)	87	H
76 Navy	67	A
105 Wake Forest	76	H
100 Long Island	73	H
94 North Carolina	88	H
78 N.C. State (L)	89	A
81 Duke	85	A
83 Fordham	72	A
93 Buffalo	64	H
85 North Carolina	95	A
69 Clemson	66	H
81 Duquesne	71	A
96 Duke	68	H
60 Wake Forest	62	A
92 Virginia (W)	81	A
77 Clemson	61	ACC
73 Wake Forest	65	ACC
74 N.C. State	76	ACC
91 Syracuse	75	NCAA
89 Providence	103	NCAA

**23-5 9-3 1973-74**

Maryland		
64 UCLA	65	A
106 Eastern Kentucky	57	H
115 Georgetown	83	H
78 San Francisco	60	A
53 Santa Clara	32	A
102 Holy Cross	75	H
58 Boston College	37	H
96 Richmond	60	A
89 Clemson	60	H
72 Wake Forest	59	A
74 N.C. State (L)	80	A
112 Fordham	73	H
72 Navy	50	A
86 Canisius	73	H
73 North Carolina	82	A
80 N.C. State (L)	86	H
104 Duke	83	H
88 Virginia (W)	81	A
92 George Washington	71	A
91 North Carolina	80	H
56 Clemson	54	A
98 Duquesne	72	H
64 Duke	61	A
77 Wake Forest	68	H
110 Virginia (W)	75	H
85 Duke	66	ACC
105 North Carolina	85	ACC
100 N.C. State	103	ACC



**John Lucas**  
All American  
1975, 1976

**24-5 10-2 1974-75**

Maryland	
106 Richmond	81 H
99 Wake Forest	78 A
99 Long Island	84 H
104 Georgetown	71 A
113 DePauw	49 H
81 George Washington	67 A
105 Georgia Tech	67 H
75 UCLA	81 H
96 Appalachian State	50 H
90 Notre Dame	82 H
83 Duke	77 H
89 Wake Forest	73 H
103 N.C. State (W)	85 H
87 Navy	73 A
82 Clemson	83 A
66 North Carolina	69 H
98 N.C. State (W)	97 A
86 Virginia (W)	79 H
65 Fordham	46 A
104 Duke	80 A
96 North Carolina	74 A
70 Virginia (W)	51 A
103 Duquesne	82 A
70 Clemson	64 H
104 East Tennessee	87 H
85 N.C. State	87 ACC
83 Creighton	79 NCAA
83 Notre Dame	71 NCAA
82 Louisville	96 NCAA

**22-6 7-5 1975-76**

Maryland	
127 East Carolina	84 H
99 DePauw	42 H
98 Richmond	71 A
122 Boston University	82 H
93 Georgia Tech	65 H
81 Fordham	56 H
70 UNC-Charlotte	60 H
104 Seton Hall	69 H
66 Princeton	59 H
111 Long Island	88 H
82 George Washington	72 A
93 Wake Forest	96 A
87 N.C. State (W)	69 A
87 Navy	69 A
77 Clemson	82 H
93 North Carolina (ot)	95 A
102 N.C. State (W)	84 H
69 Notre Dame	63 A
69 Virginia (W)	66 A
102 Duke	91 H
69 North Carolina	81 H
98 Clemson	89 A
72 Georgetown	63 A
67 Duke	69 A
105 Wake Forest	91 H
81 Virginia (W)	73 H
80 Duke (ot)	78 ACC
65 Virginia	73 ACC

**19-8 7-5 1976-77**

Maryland	
79 Notre Dame (ot)	80 H
86 Ball State	70 H
49 Long Island	45 H
58 Princeton	45 H
80 East Carolina	69 H
92 DePaul	74 H
76 Appalachian St.	74 H
106 Bucknell	72 H
84 Xavier	74 H
96 Syracuse	65 H
90 Richmond	87 H
85 Wake Forest (ot)	86 H
87 N.C. State (W)	80 H
62 Navy	54 NEU.
71 Clemson	93 A
68 North Carolina	71 H
75 N.C. State (W)	73 A
76 George Washington	86 H
82 Virginia (W)	67 H
65 Duke (ot)	64 A
70 North Carolina	97 A
84 Clemson	78 H
88 Pittsburgh	75 H
85 Duke	72 H
81 Wake Forest	80 A
68 Virginia (L)	77 A
72 N.C. State	82 ACC

**15-13 3-9 1977-78**

Maryland	
95 Bucknell	62 H
78 American	65 N
91 Georgetown	87 N
89 Penn State	80 N
130 East Carolina	106 H
90 George Washington	101 A
94 Long Island	64 H
99 Army	67 H
91 Western Kentucky	78 H
65 Georgia Tech	63 H
78 Duke	88 H
75 Wake Forest	84 A
82 N.C. State (L)	88 A

74 Air Force	73 H
90 Clemson	75 H
71 North Carolina	85 A
73 N.C. State (L)	80 H
54 Notre Dame	69 A
64 Virginia (L)	66 A
81 Nevada Las Vegas	68 H
64 North Carolina	66 H
80 Clemson	75 A
86 Pittsburgh (ot)	89 A
70 Duke	81 A
91 Wake Forest	89 H
70 Virginia (L)	79 H
109 N.C. State (3 ot)	108 ACC
69 Duke	81 ACC

**19-11 6-6 1978-79**

Maryland	
107 Bucknell	97 H
65 Georgetown	68 N
81 Air Force	68 A
88 Nevada Las Vegas	94 A
69 Penn State	61 N
86 Biscayne	60 H
82 East Carolina	71 H
124 N.C. State (W)	110 H
129 Canisius	103 H
62 St. Joseph's (ot)	56 H
83 Southern California	79 H
84 George Washington	72 H
60 Wake Forest	66 H
82 N.C. State (2 ot) (W)	81 A
84 Louisville	99 H
77 Clemson	63 A
53 North Carolina	54 H
82 Navy	62 H
61 Notre Dame	66 H
63 Virginia (L)	69 H
78 Duke	87 A
67 North Carolina	76 A
77 Clemson	69 H
70 Duke	68 H
54 Wake Forest	53 A
72 Virginia (L)	75 A
75 Clemson	67 ACC
79 North Carolina	102 ACC
67 Rhode Island (3 ot)	65 NIT
72 Ohio State	79 NIT

**24-7 11-3 1979-80**

Maryland	
82 U.M.E.S.	58 H
56 Penn State	55 N
71 Georgetown	83 N
72 Brown	59 H
113 Catholic	79 H
70 Georgia Tech	60 H
95 Bucknell	73 H
115 Miami (Ohio)	76 H
85 Temple	63 H
83 Georgia Tech	73 A
84 Wake Forest	76 A
62 N.C. State (L)	67 A
95 Pittsburgh	88 H
84 Clemson	83 H
92 North Carolina	86 A
66 N.C. State (W)	62 H
63 Notre Dame	64 A
63 Virginia (W)	61 A
101 Duke	82 H
70 North Carolina	69 H
81 Clemson	90 A
99 Boston	76 H
85 East Carolina	72 H
61 Duke	66 A
83 Wake Forest	77 H
82 Virginia (W)	71 H
52 Georgia Tech (ot)	49 ACC
91 Clemson	85 ACC
72 Duke	73 ACC
86 Tennessee	75 NCAA
68 Georgetown	74 NCAA

**21-10 8-6 1980-81**

Maryland	
86 Navy	64 H
95 American	65 H
96 Wagner	73 A
83 Syracuse	73 A
109 Fairleigh Dickinson	83 H
67 Louisville	78 A
82 N.C. STATE (OT) (W)	75 H
66 GEORGIA TECH	55 A
114 Marshall	89 H
74 St. Joseph's	57 H
69 William & Mary	64 H
66 NORTH CAROLINA	75 A
94 DUKE	79 H
64 VIRGINIA (L)	66 H
68 CLEMSON (OT)	62 A
81 U.M.E.S.	65 H
70 Notre Dame	73 H
69 Pittsburgh (ot)	66 A
72 GEORGIA TECH	64 H
60 WAKE FOREST	67 A
54 DUKE	55 A
72 CLEMSON	70 H
63 NORTH CAROLINA	76 H
94 WAKE FOREST	80 H
76 N.C. STATE (W)	72 A
63 VIRGINIA (L)	74 A
56 DUKE	53 ACC
85 VIRGINIA	62 ACC
60 NORTH CAROLINA	61 ACC
81 Tenn-Chattanooga	69 NCAA
64 Indiana	99 NCAA

**16-13 5-9 1981-82**

Maryland	
49 St. Peter's	42 H
82 Lafayette	58 H
87 Long Island	79 H
74 George Mason	62 H
76 Md. (Eastern Shore)	64 H
75 Towson State	59 H
53 N.C. STATE (L)	74 A
90 Ohio University	64 H
43 GEORGIA TECH	45 H
57 UCLA	90 A
50 NORTH CAROLINA	66 H
40 DUKE	36 A
40 VIRGINIA (OT) (L)	45 A
62 CLEMSON	57 H
91 Canisius	73 H
51 Notre Dame	55 A
50 William & Mary	43 A
63 GEORGIA TECH	64 A
61 WAKE FOREST	56 H
77 DUKE	60 H
94 Holstra	59 H
56 NORTH CAROLINA	59 A
66 CLEMSON	75 A
42 WAKE FOREST	48 A
38 N.C. STATE (L)	52 H
47 VIRGINIA (OT) (W)	46 H
28 N.C. State	40 ACC
66 Richmond (NIT)	50 A
69 Georgia (NIT)	83 A

**20-10 8-6 1982-83**

Maryland	
79 Penn State	97 N
91 Md. (Eastern Shore)	70 H
67 Canisius	66 A
56 St. Joseph's	64 H
85 Duquesne	64 H
66 Towson	56 H
80 UCLA (2 ot)	79 H
73 American	71 H
56 William & Mary	51 H
64 Virginia (L)	83 H
71 North Carolina	72 A
67 Duke	86 H
80 Clemson	61 A

68 Notre Dame	67 H
55 Holy Cross	53 A
86 N.C. State (W)	81 H
98 Navy	73 H
87 Old Dominion	67 H
77 Georgia Tech	65 H
66 Wake Forest	79 A
106 North Carolina	94 H
92 Clemson	88 H
101 Duke	90 A
100 Georgia Tech	70 A
83 Wake Forest	75 H
67 N.C. State (W)	58 A
81 Virginia (L)	83 A
58 Georgia Tech (ot)	64 ACC
52 Tenn-Chattanooga	51 NCAA
50 Houston	60 NCAA

**24-8 9-5 1983-84  
ACC CHAMPIONS**

Maryland	
108 Johns Hopkins	65 H
68 Ohio State	72 N
77 Canisius	55 H
67 Penn State	58 N
78 Duquesne	67 A
104 U.M.E.S.	69 H
89 Boston College	76 H
58 Randolph-Macon	52 H
96 LaSalle	83 H
59 N.C. State	55 A
58 William & Mary	44 H
62 North Carolina	74 H
81 Duke	75 A
85 Clemson	72 H
69 Old Dominion	58 A
47 Notre Dame	52 A
67 Virginia	66 A
70 Georgia Tech	71 A
87 Wake Forest	90 A
84 Duke	89 H
61 Dayton	59 H
66 Clemson	65 A
63 North Carolina	78 A
79 Georgia Tech	74 H
90 Wake Forest	79 H
63 N.C. State	50 H
74 Virginia	65 H
69 N.C. State	63 ACC
66 Wake Forest	64 ACC
74 Duke	72 ACC
102 West Virginia	77 NCAA
70 Illinois	72 NCAA



**Albert King  
All American  
1979-80**



# *All-Time Statistical Leaders*

## CAREER SCORING

2,058	Albert King	1977-81
2,015	John Lucas	1972-76
1,807	Tom McMillen	1971-74
1,607	Ernest Graham	1977-81
1,561	Greg Manning	1977-81
1,397	Gene Shue	1951-54
1,370	Will Hetzel	1967-70
1,346	Adrian Branch	1980-
1,300	Jay McMillen	1964-67
1,266	Bob Kessler	1953-56
1,235	Jim O'Brien	1970-73
1,219	Steve Sheppard	1974-76
1,198	Larry Gibson	1975-79
1,161	Mo Howard	1972-76
1,153	Buck Williams	1978-81
1,094	Gary Ward	1963-66
1,026	Brad Davis	1974-76
1,017	Len Elmore	1971-74
1,016	Lee Brawley	1949-52
1,007	Lawrence Boston	1975-78
987	Pete Johnson	1966-69
972	Bob O'Brien	1954-57
935	Al Bunge	1957-60
875	Jerry Greenspan	1960-63
861	Nick Davis	1954-57
868	Rod Horst	1967-70
854	Bruce Kelleher	1958-61

## SINGLE SEASON REBOUNDING

412	Len Elmore	1973-74
363	Buck Williams	1980-81
351	Len Elmore	1971-72
336	Bob Kessler	1955-56
323	Buck Williams	1978-79
321	Tom Roy	1974-75
318	Will Hetzel	1968-69
306	Tom McMillen	1971-72
290	Len Elmore	1972-73
289	Al Bunge	1959-60
284	Tom McMillen	1972-73
279	Bob McDonald	1960-61
271	Gary Ward	1964-65
269	Tom McMillen	1973-74
269	Ben Coleman	1983-84
265	Al Bunge	1957-58
263	Bob Kessler	1954-55
258	Rod Horst	1969-70
257	Larry Gibson	1978-79
253	Larry Gibson	1977-78
250	Bob Everett	1954-55
249	Lawrence Boston	1975-76
246	Steve Sheppard	1975-76
242	Buck Williams	1979-80
242	Ben Coleman	1982-83
241	Al Bunge	1958-59
241	Gary Ward	1965-66

## SINGLE SEASON SCORING

674	Albert King	1979-80
667	Tom McMillen	1971-72
654	Gene Shue	1953-54
616	Tom McMillen	1972-73
605	Will Hetzel	1968-69
564	John Lucas	1973-74
559	Albert King	1980-81
557	John Lucas	1975-76
541	Adrian Branch	1982-83
524	Tom McMillen	1973-74
512	Jay McMillen	1964-65
508	Gene Shue	1952-53
499	Ernest Graham	1978-79
498	Jim O'Brien	1972-73
494	Steve Sheppard	1975-76
491	Ben Coleman	1983-84
490	Bob Kessler	1955-56
488	Len Bias	1983-84
487	Bob Kessler	1954-55
483	Ernest Graham	1979-80
482	Buck Williams	1980-81
471	Greg Manning	1979-80
469	John Lucas	1974-75
469	Gary Ward	1964-65
454	Ben Coleman	1982-83
448	Ernest Graham	1980-81
444	Albert King	1978-79
442	Adrian Branch	1981-82
431	Owen Brown	1974-75
430	Larry Gibson	1978-79
430	Gary Ward	1965-66
428	Rod Horst	1969-70
424	John Lucas	1972-73
423	Lawrence Boston	1977-78
422	Greg Manning	1980-81
416	Steve Sheppard	1974-75
414	Will Hetzel	1969-70
401	Charles McNeil	1958-59

## COLE FIELD HOUSE RECORDS

**Team Scoring:** 141 by Maryland Freshmen vs Kings College  
Dec. 13, 1969

**Field Goals:** 62 by Maryland Freshmen vs Kings College  
1961

**Individual Scoring:** 48 by Tom Baxley vs Virginia Freshmen,  
1961  
48 by Tom Baxley vs Bainbridge Prep, 1961  
48 by Tom McMillen vs Georgetown Freshmen,  
1971


**Field Goals:** 21 by Tom McMillen vs Georgetown Freshmen,  
1971

**Rebounds:** 31 by Tom McMillen vs West Virginia Freshmen, 1971





COLE FIELD HOUSE  
HOME OF THE TERRAPINS  
UNIVERSITY OF MARYLAND



*Administration*



## ***Dr. John S. Toll***

*President*

John S. Toll is a vital force for excellence in higher education in the State of Maryland and in the nation.

In 1978, when he became the 22nd president of the University it was his hope that "with a determined effort from everyone concerned, the University of Maryland can, in about a decade, become one of the best state university systems in the nation."

Now, on his sixth anniversary, a major national study has placed the University near that mark. The National Academy of Sciences evaluation of graduate education in the U.S. shows the departments of computer science, physics, math, art history, economics and electrical engineering among the top 10 public universities in scholarly quality of the faculty. Seven other programs ranked among the top 20. Of these the arts and humanities programs were also listed in the 10 most improved among public universities.

Growing confidence in the quality of the University has brought five gifts of \$1,000,000 or more from individuals and organizations since Dr. Toll became president, and a gift of \$5 million over the next three years from IBM. Membership in the Presidents Club (donors of \$10,000 and above) has quadrupled to 511, and the number of alumni and friends who contribute to the annual fund has grown from 5,000 to 21,900.



Exceptional students, too, are recognizing the University's strong academic position. In six years there has been a six-fold increase in the number of National Merit and National Achievement winners coming to Maryland. 25 National Merit winners and 27 National Achievement winners are attending the University this fall. And, at a time when SAT scores of entering freshman were declining nationally, there has been a steady increase at Maryland.

Dr. Toll received his undergraduate degree in physics from Yale where he graduated with highest honors. His advanced physics degrees were earned at Princeton. An avid jogger, camper and tennis player, Dr. Toll and his wife Deborah have two daughters.



John Brooks Slaughter, the third Chancellor of the College Park Campus, is a distinguished scientist and a dedicated humanitarian as well as an able administrator. His research specialities are in the fields of electrical engineering and computer systems. His accomplishments in these fields have brought him high recognition. He is a Fellow in the Institute of Electrical and Electronic Engineers and the American Association for the Advancement of Science. He holds membership in the National Academy of Engineering, was selected U.C.L.A. Engineering Alumnus of the Year (1978), received the Distinguished Service Award from the National Science Foundation (1979), and was recognized for Distinguished Service in Engineering by Kansas State University (1981).

## ***Dr. John Brooks Slaughter***

*Chancellor*

Since his undergraduate days Dr. Slaughter has been active in humanitarian affairs. As chapter president of Zeta Sigma Lambda Chapter of Alpha Phi Alpha Fraternity, Inc., (San Diego) from 1957 to 1959 he participated in cultural, social, and educational activities directed toward the enhancement of the black community in San Diego. As president of the Board of Directors of the San Diego Urban League he was concerned with providing equal opportunities in education, employment, housing, and social services.

Prior to assuming his responsibilities at the University of Maryland he served as Academic Vice President and Provost at Washington State University and as Director of the National Science Foundation. In his inauguration address to the College Park campus on May 3, 1983, he set the course for his administration: "I want to see this campus continue its vigorous pursuit of academic excellence while reaching out to a more diversified student body. I want the University of Maryland at College Park to set a national standard for excellence and equality. As we pursue these goals, we must also enhance our contributions to the State. Finally, I am committed to a university that is a community — a community that takes pride in itself and touches each person involved in the campus with pride."

**Dr. Charles A. Taff**  
**Chairman, Athletic Council**

Dr. Charles A. Taff, Professor of Transportation, College of Business and Management is Chairman of the Athletic Council. Dr. Taff served as Chairman of the Department of Business Administration from 1962 to 1973. He is the author of numerous articles and of four books, two of which are in sixth editions.

For 15 years Dr. Taff was Editor of the Transportation Journal, a professional publication that is published quarterly and is currently a member of its Editorial Review Board.

He served as a member of the Joint U.S. Canadian St. Lawrence Seaways Tolls Committee which recommended the fee structure for the Seaway. He has served as a transportation consultant to the President's Council of Economic Advisors under four Presidents.

Dr. Taff has also served as President of the Atlantic Coast Conference.

**Francis A. Gray, Jr. (Maryland '43)**  
**Associate Athletic Director**

Frank Gray joined the athletic department as Administrative Director in 1972. He is primarily responsible for the fiscal program of the department with an operating budget of approximately \$5,000,000.

A native of Maryland and 1943 graduate of the University with a degree in Agriculture and Farm Management, he began his professional career with the University as an Assistant County Agricultural Agent.

He entered private industry in 1955 but returned to the University in 1960 as Associate Dean of Student Life. During his 12 years prior to joining the Athletic Department he served two years as Acting Dean for Student Life and has served as Administrative Director for the Executive Dean for Student Life, the Vice President for Student Affairs and the Vice Chancellor for Student Affairs.

**Randy Hoffman (Maryland '74)**  
**Associate Athletic Director**

Randy Hoffman was named an Associate Director of Athletics this past summer after serving as Assistant AD and Director of Sports Marketing. A 1974 graduate of the University he has worked with the golf program as

assistant coach, head coach and Director of Golf Facilities. He assumed management of the Golf course in 1981.

He received a Bachelor's degree in Business Management-Marketing in 1980 and is currently finishing his Master's program in Administration at Maryland.

Randy came to Maryland from Lewisburg, Pennsylvania where he captained the football, basketball and golf teams and was an All-Conference quarterback. He is a member of the Terrapin Club and Alumni "M" Club.

**Robert T. Stumpff (Maryland '68)**  
**Associate Athletic Director**

Bob Stumpff returned to the athletic department in July 1980 as Assistant Athletic Director for Business Affairs, responsible for the daily business operations of the department, to include the Athletic Ticket Office, all physical facilities and all cash handling operations. He now coordinates the game day operations of Byrd Stadium and Cole Field House, is responsible for the daily operation of all athletic facilities and grounds administration.


Bob initially came to the University as manager of the wrestling team. He received his degree in Transportation Administration in June 1968. Upon graduation he was named Administrative Assistant to the AD. From September 1969 through July 1980 he was the Associate Director of the Maryland Student Union.

He has been a member of the Board of Governors of the M Club since 1970 and is presently a faculty advisor to the Sigma Circle of Omicron Delta Kappa. Bob is also a member of the College Athletic Business Managers Association and the College Park Board of Trade.

**Gothard Lane (Randolph Macon '71)**  
**Assistant Athletic Director**

Gothard Lane assumed the duties of Assistant AD for Non-Revenue Sports in March of 1982. He also works with the football and basketball programs handling their scheduling.

He joined the Maryland football staff in 1973 as a defensive backfield coach, a position he held for four years. From 1977 until his appointment as Assistant AD he held the position of Administrative Assistant to the Director of Athletics and Director of Recruiting.



Dr. Charles A. Taff



Frank Gray



Randy Hoffman



Bob Stumpff



Gothard Lane

As Assistant AD he has the administrative responsibility for all non-revenue sports, men and women.

**William "Spider" Fry (Maryland '51)**  
**Assistant Athletic Director**

"Spider" Fry moved into an administrative position in the athletic department in 1978 after having devoted 15 years to the athletes as Head Trainer. He now serves as Director of the Golf Facilities.

As a Maryland undergraduate he earned his letter in varsity soccer and a B.S. Degree in Physical Education. He was an assistant trainer at Maryland before taking over the Head Trainer duties at Dartmouth.

He returned to Maryland, after five years at Dartmouth, in March 1967.

**Thomas M. Fields (Maryland '42)**  
**Executive Director Educational Foundation**

Tom Fields has served as Executive Director of the Maryland Educational Foundation since 1970 when he retired as a Colonel in the U.S. Marine Corp.

For the past fiscal year the funds generated by the Educational Foundation totaled \$1,850,000. The membership of the Terrapin Club has expanded to 2,500 with 62 life members (\$10,000 contribution), 71 Super Terrapins (\$2,500 annual contribution), 552 Diamondbackers (\$1,200 annual contribution) and 533 Gold members (\$600 annual contribution).

Over one half of all contributors did not attend the University of Maryland but all are strong supporters of Intercollegiate Athletics and its principals of competition.

The funds provided by the foundation have enabled the Terrapins to develop a Women's program that has also gained national recognition. All funds go to scholarships and the scholarship program for Women athletes is on a par with the program for men's non-revenue sports.

Fields was a track star for the Terps as an undergraduate and helped lead the Terps to one of their finest days ever at the Penn Relays winning three Championship of America relay races. During World War II he served in combat on Guadalcanal, Vella Lavella, Bougainville, and Iowa Jima. He also served in Korea and Vietnam and at the time of his retirement from the Corps he was the Deputy Director of Information, Headquarters, Marine Corps.

**Jeff Hathaway (Maryland '81)**  
**Business Manager of Athletics**

Jeff Hathaway returned to the University in November of 1982 to become head Trainer for the Terrapins basketball team. He also served as an assistant to Frank Gray, the Associate Athletic Director for Administrative Affairs. In May of '84 he took over the duties of Business Manager of Athletics and will supervise and administer the Athletic Department Ticket sales office.

Following graduation from Maryland Hathaway went immediately to the Chicago White Sox baseball team as Director of Community Relations. He arranged all public appearances and speaking engagements of all the White Sox players during the 1981 and 1982 baseball seasons. He came to Maryland from DeMatha High where he worked as basketball manager and assistant trainer with Coach Morgan Wootten.

He served two years as student trainer with basketball at Maryland and two years with the Terrapin football team as a student.

Jeff did his public relations internship with the Washington Redskins during the 1980 training camp at Dickinson College with PR director Joe F. Blair. He received his B.S. in Athletic Administration through individual studies program. He is a certified emergency medical technician.

**John W. Zane (Maryland '60)**  
**Assistant Athletic Director**

Jack Zane returned to Maryland in August of 1969 after serving as the Sports Information Director for The George Washington University for six years.

He received his degree in Journalism from Maryland in February of 1960 after serving as a student assistant to Joe Blair for three years. He served as a full time assistant for two years after graduation.

While at Maryland he was the first Executive Sports Editor of the Diamondback, SMC of Pi Kappa Alpha and a member of Sigma Delta Chi Journalism fraternity.

He served six years as a member of the NCAA Public Relations Committee and is currently a member of the NCAA Public Relations/Promotions Committee. He has been a member of CoSIDA for 24 years and serves as a first vice president.



Spider Fry



Tom Fields



Jeff Hathaway



Jack Zane

He is a member of Football, Basketball, and Baseball Writers of America, the Maryland Chapter of Sigma Delta Chi, the Atlantic Coast Sportswriters and the Washington D.C. Touchdown Club as well as a Diamondback member of the Terrapin Club.

A graduate of Southern High at Lothion, he is a native of Maryland and served four and a half years in the Navy before enrolling at Maryland. He is married to the former Judy Allen of Fayetteville, West Virginia and a graduate of The George Washington University.

**Joe F. Blair (Missouri '50)  
Assistant Sports Information Director**

Joe returned to Maryland in August of 1983 where he began his public relations career in August of 1950. He served as the Sports Information Director at Maryland for 13 years before joining the Washington Redskins as Public Relations Director and Head of Media Relations.

He has worked with the NFL Players Association, helped out at Maryland and served as a consultant with the Washington Federals during his 33 years in the Washington area.

Joe spent a total of 18 years with the Washington Redskins, retiring after earning his Super Bowl ring in 1982 with the 27-17 win over Miami in the Rose Bowl.


During his years he says he has enjoyed working with some of the finest coaches in the profession, especially Jim Tatum, Vince Lombardi, Joe Gibbs and Jack Pardee, and one of the best General Managers in the NFL, Bobby Beathard. After only one season back at Maryland he includes Bobby Ross among the group.

He has worked with a National Championship team at Maryland (1953) and the Super Bowl Champions with the Redskins. He worked 12 Super Bowl games for the NFL office.

The "Blair Lounge" at the Ledo restaurant was named for him in 1956.

In returning to Maryland he joins Jack Zane, whom he lured into the field as a Maryland student. He reigned as "Best Man" at Zane's wedding in 1966.

Joe is a product of the Missouri School of Journalism, a veteran of World War II as he served in the Air Force, and a native of Freeport, Pennsylvania.



Joe Blair

**Steve Rear (Maryland '83)  
Assistant Sports Information Director**

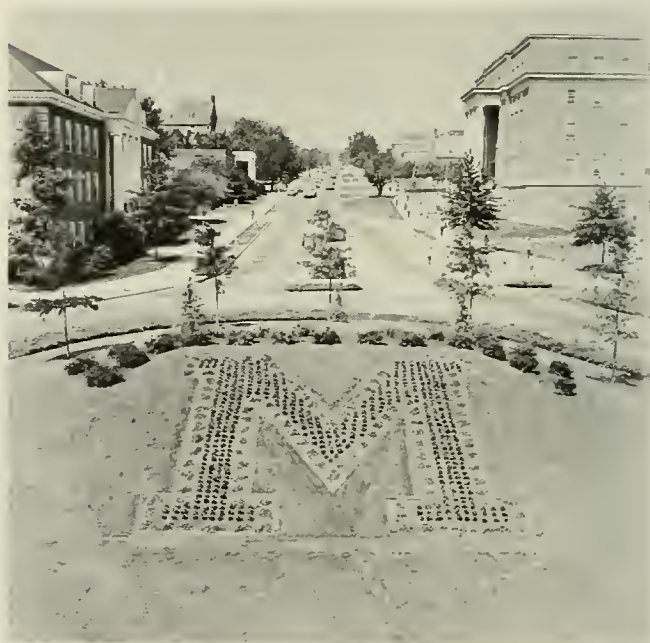
Steve Rear originally joined the Maryland Sports Information Office as a student assistant in September, 1980. He became a full time member of the staff in December, 1983, following graduation. He earned his Bachelor of Science Degree from the University's College of Journalism.

His main assignments will be the men and women non-revenue sports but will assist working with all 22 sports.

He has worked with the media covering professional sports as an undergraduate student intern. He was a member of the 1981-82 Washington Capitals game staff as a public relations assistant for pre and post game media requirements. He also headed the staff of media assistants who worked the National Hockey League's all-star game at the Capital Centre.

For the past two years he assisted with the media operations of the Lacrosse International in Baltimore.

In the summer of 1983 Rear served as an intern with Advantage International, a sports management corporation in Washington, D.C.



# Athletic Department

## STAFF

Mailing Address: Box 295  
College Park, Maryland  
20740 - 0295

Telephone: AREA CODE (301)



**Steve Rear**  
Assistant Sports Information



**Mary Baldwin**  
Secretary, Sports Information



**J. J. Bush**  
Head Trainer



**Frank Costello**  
Strength and Conditioning



**Alex Isherwood**  
Marketing and Promotions



**Jack Jackson**  
Assistant Facilities



**Ron Fulton**  
Equipment Manager

## ADMINISTRATION

	OFFICE	HOME
Athletic Director—Richard "Dick" Dull .....	454-4705	Unlisted
Associate AD—Randy Hoffman .....	454-4705	Unlisted
Associate AD—Frank Gray .....	454-2641	262-4590
Associate AD—Robert Stumpff .....	454-6562	725-1533
Assistant AD—Jack Zane .....	864-4076	322-3265
Assistant AD—Gothard Lane .....	454-5854	535-0852
Assistant to AD—Deborah Russell .....	454-8691	262-3310
Act. Marketing Dir.—Alex Isherwood .....	454-4687	
Asst. Dir. Operations—Jack Jackson .....	454-3332	725-4832
Faculty Chairman—Dr. Charles A. Taff .....	454-5710	277-3460
Business Manager—Jeff Hathaway .....	454-6549	
Ticket Manager—Eloise Tilley .....	454-2121	766-3010
Academic Coordinator—Jim Dietsch .....	454-2485	498-5474
Academic Coordinator—Jim Wright .....	454-7421	345-4271
Academic Coordinator—Larry Roper .....	454-2126	
Ed. Foundation—Col. Tom Fields .....	454-4562	277-5594
M Club—Al Heagy .....	454-5158	345-3957
Director of Golf—William "Spider" Fry .....	454-2131	434-3784
Band Director—L. Richmond Sparks .....	454-6803	
Strength Conditioning—Frank Costello .....	454-6685	445-1786

## COACHES — MEN

Baseball—Jack Jackson .....	454-4041	725-4832
Basketball—Charles G. Driesell .....	454-2126	Unlisted
Cross Country—Charles Torpey .....	454-4816	
Football—Bobby Ross .....	454-2125	422-4785
Golf—Fred Funk .....	454-2131	935-6494
Lacrosse—Dick Edell .....	454-4328	442-5585
Soccer—Joe Grimaldi .....	454-6907	946-8867
Swimming—Charles Hoffman .....	454-2756	431-1170
Tennis—Robert Goeltz .....	454-4136	977-7813
Track—Stan Pitts .....	454-4816 (717)	794-2918
Wrestling—John McHugh .....	454-2652	530-1553

## COACHES — WOMEN

Basketball—Chris Weller .....	454-5939	Unlisted
Cross Country—Charles Torpey .....	454-4816	
Field Hockey—Sue Tyler .....	454-5970	794-9491
Gymnastics—Bob Nelligan .....	454-7422	937-9253
Lacrosse—Sue Tyler .....	454-5970	794-9491
Swimming—Charles Hoffman .....	454-2756	431-1170
Tennis—Robert Goeltz .....	454-4136	977-7813
Track—Stan Pitts .....	454-4816 (717)	794-2918
Volleyball—Barbara Drum .....	454-3090	345-8710

## STAFF

Trainer—John J. Bush .....	454-4819	699-0039
Assistant Trainers—Jim Weir .....	454-4819	431-6991
—Sandy Worth .....	454-7418	345-4821
—Frank Grimaldi .....	454-4819	577-1054
Equipment Managers—Ron Fulton .....	454-2127	
—Lee Kloskey .....	454-2127	
—Todd Goodman .....	454-4817	
—Vinnie Mayolo .....	454-4676	
Stadium Grounds—Lindy Kehoe .....	454-2822	
—"Bunk" Carter .....	454-2825	

## SPORTS INFORMATION OFFICE

Director—Jack Zane .....	864-4076	322-3265
Assistant—Joe Blair .....	454-2123	589-6883
Assistant—Steve Rear .....	454-2123	681-8143
Secretary—Mary Baldwin .....	454-2123	

# Terps' Radio Network



**JOHNNY HOLLIDAY**  
(Voice of the Terrapins)

For the sixth consecutive season, the affable and very busy Johnny Holliday will call the play-by-play for the defending ACC champion Maryland Terrapins. He has handled the play calling of Maryland football the past six years also, all on radio 63 AM, WMAL. This is Johnny's 28th year as an announcer for both radio

and television, his 23rd as a sportscaster.

The popular and talented Holliday's career was highlighted this year as the ABC Radio Network chose him to do the Olympic reports for ABC. He traveled to Innsbruck to broadcast the Winter Olympics, then spent 3 weeks in Los Angeles doing the Summer portion of the Olympics for ABC Network and WMAL. For many years, he has been called upon by the network to call many major events including the Masters and U.S. Open Golf championships; title boxing matches; major league baseball, playoff games and the World Series; NFL and NBA reports and a lot more for the network and WMAL.

Johnny did the play-by-play for the Washington Federals on WMAL their two years of existence. He hosts the Stadium show from RFK before every Redskin game. He also will and has hosted the Bobby Ross and Lefty Driesell radio and television shows.

He does the morning sports broadcasts for WMAL then does the afternoon ABC Information Radio Network shows.

During his "spare" time, he roams the country doing television commercials for numerous companies and products. His facial and vocal presentations have become "infamous" with the Datsun commercial.

And Holliday "finds" time for charitable work. His Radio Oneders basketball and softball teams have raised over a million dollars the past 24 years. The basketball team features a number of the Redskins. He also emceeds many banquets and charitable events, free of charge.

## WMAL 630 AM Terps' Radio Network Washington, D.C.

Baltimore .....	WBAL	1090	AM
Cambridge .....	WCEM	1240	AM
Chestertown .....	WCTR	1530	AM
Cumberland .....	WTBO	1450	AM
Frederick .....	WFMD	930	AM
Hagerstown .....	WARK	1490	AM
Havre de Grace .....	WASA	1330	AM
	WHDG	103.7	FM
Lexington Park .....	WPTX	920	AM
Ocean City .....	WETT	1590	AM
Pocomoke City .....	WDMV	540	AM
Salisbury .....	WSBY	960	AM
Westminster .....	WTTR	1470	AM

### PENNSYLVANIA

Chambersburg .....	WCBG	1590	AM
--------------------	------	------	----

## Accommodations for Media

**CENTER OF ADULT EDUCATION**  
University of Maryland  
(301) 779-5100

**HOLIDAY INN**  
10000 Baltimore Blvd.  
(301) 345-6700

**HOLIDAY INN**  
9137 Baltimore Blvd.  
(301) 345-5000

**MARYLAND INN**  
Best Western  
8601 Baltimore Blvd.  
(301) 474-2800

**QUALITY INN**  
7200 Baltimore Blvd.  
(301) 864-5820

**ROYAL PINES**  
Best Western  
9133 Baltimore Blvd.  
(301) 345-4900

**HAMPSHIRE MOTOR INN**  
7411 New Hampshire Ave.  
(301) 439-3000

**RAMADA INN**  
195 North  
4050 Powder Mill Rd.  
(301) 572-7100

**RAMADA INN**  
5910 Princess Garden Pkwy.  
(800) 238-5800

**SHERATON-NORTHEAST**  
8500 Annapolis Rd.  
(301) 459-6700

**HOWARD JOHNSON'S**  
Balt. - Wash. Pkwy.  
(301) 779-7700

**SHERATON-NORTHWEST**  
8727 Colesville Rd.  
(301) 589-5200

**MARRIOTT HOTEL**  
1-495 & 1-270  
(301) 897-9400

### LOCAL TRANSPORTATION

TAXI—Blue Bird—Yellow  
864-7700

### AIRPORTS

**BALTIMORE-WASHINGTON INTERNATIONAL—DULLES**  
Taxi Fares Approximate to College Park  
**NATIONAL AIRPORT—\$14.00**  
\$1.00 each additional person  
**(BW1)—\$21.00-\$22.00**  
\$1.00 each additional person  
**DULLES AIRPORT—**  
**\$28.00-\$30.00**  
\$1.00 each additional person



# *Cole Field House*

## **Home of the Maryland Terrapins Host of National and International Sporting Competition**

Location, facilities, and a large sports oriented population makes Cole Field House and the University of Maryland a prime site for national and international sporting competition. Each year the fans of the Washington-Baltimore area are treated to sporting events ranging from the CYO-M Club Track Meet, featuring many world class stars, to gymnastics, and from basketball to ping pong.

In addition to being the home of Maryland Terrapin Basketball, Cole Field House has been the site of many other basketball games featuring teams from around the United States and from around the world. Twice, Cole Field House has been the site of the NCAA Basketball Finals. In 1966, Texas Western upset heavily favored Kentucky 72-65 in one of the most exciting games ever played in the NCAA finals. Four years later, in 1970, Cole Field House was again the site of the championship game. UCLA, trying to win its sixth national title in seven years, and its fourth in a row, defeated Jacksonville, 80-69.

The 1977 Eastern Regionals marked the sixth time that that event had been hosted by the University of Maryland. The field included Kentucky, North Carolina, Notre Dame and Virginia Military (VMI). Prior to that year, in an earlier Regional Contest held in Cole, North Carolina, using a 20-foot jump shot by Charlie Scott with two seconds on the clock defeated Davidson College, 87-85. Other victorious teams were Wake Forest in 1962 when the Deacons topped Villanova 76-69, Duke the following year, led by Tournament MVP Jeff Mullen, defeated St. Joseph's 73-59, Princeton in 1965 topped Providence 109-69 behind a 41 point effort by Bill Bradley, and in 1967 North Carolina defeated Boston College 96-80.

International basketball squads also have visited Cole Field House. Teams from the Soviet Union, Iceland, Israel, Chile, Italy, Yugoslavia and Poland have all played here. Women's basketball has also seen international competition in Cole. In 1976 teams representing Taiwan and the People's Republic of China played on the Maryland campus. Other Competition Held in Cole:

**Gymnastics** — Olga Korbut, Nellie Kim, Ludmilla Tourischeva and other members of the Soviet National Team have performed in Cole before packed houses.

**Wrestling** — Maryland has three times been the host for the NCAA Wrestling Championships, in 1960, 1972 and 1978.

**Track** — For many years Cole was the site of the CYO-M Club Invitational, one of the top indoor meets of the season featuring national and international stars.

**Ping Pong** — In April of 1972 the floor of Cole Field House was used for a ping pong match between a team from the United States and a team from the Peoples Republic of China. The match was the first sporting event held in the United States between the two nations.

**Volleyball** — In September of 1975 the National Volleyball team from the Soviet Union visited Cole Field House and met the United States National Team.

## *Terrapin Olympians*

The ultimate individual reward in the world of intercollegiate athletics is to be named an All-American and to hopefully go on to represent the United States in international competition.

Three Terrapin basketball players have earned such berths on the prestigious United States Olympic Team, with all three being selected in the past three Olympic years.

**Tom McMillen**, who ranks as the number three career scorer in Maryland history, became the first Terp to represent his country. The three time All-American center for Coach Driesell, helped the 1972 U.S. Team, coached by Henry Iba, earn a Silver Medal.

A Rhodes Scholar and eight year veteran of the N.B.A., he is currently playing for the Washington Bullets.


**Steve Sheppard**, known to Maryland fans as "Bear," was selected to the 1976 Olympic team. An integral force in leading the Terps to three national rankings, he also provided that same force in helping the U.S. team, coached by Dean Smith, in its triumph of the Gold Medal in the '76 Games in Montreal.

**Buck Williams**, Maryland's tenacious power forward for three seasons was the last Terp honored, when he was chosen for the 1980 Olympic team. The team went on to a 4-2 record against various NBA All-Star teams and also defeated the Gold Medal winning 1976 team.

This first-round draft pick of the New Jersey Nets, third over-all, is Maryland's second all-time leading rebounder and is reckoned with in the N.B.A., after being named Rookie of the Year in 1981-82.

PRINCE GEORGE'S  
THE **Journal** *The Washington*  
Prince George's County's daily newspaper

the **diamondback** *The*  
**The Evening Sun**

 **Black Explosion**

**MORNING HERALD**

**Daily Mail** **PRINCE**

 **The News**

**HERALD MAIL**

## ***THE TERPS PRESS COVERAGE***

University of Maryland athletes and its program receives the best press coverage in the nation. The Terrapins are in a unique situation located just eight miles from the heart of the nation's capital and 30 miles from the major metropolitan area of Baltimore.

The Terps get daily "beat" coverage from the Washington Post, the Washington Times, and USA Today in our nation's capital. In Baltimore, the daily attention comes from the Baltimore News-American and the Baltimore Morning and Evening Sun.

In addition, there are 10 other daily papers publishing around the state and some of the finest weekly papers in the country. Thus, the Terrapins have 16 daily papers covering their athletic activities. The Washington Post has a daily circulation of over 800,000 and 1.1 million with the Sunday edition. USA Today has over a million daily circulation and

Post  The Capital

WBALTV  
BALTIMORE

Washington Times

9 Frederick Post

WDVM TV  
WASHINGTON DC

THE  SUN

MONTGOMERY

 Journal 5 The

Montgomery County's daily newspaper

WTTG  
METROMEDIA

GEORGES PRESS

American 

WMAR-TV BALTIMORE

 The Sentinel

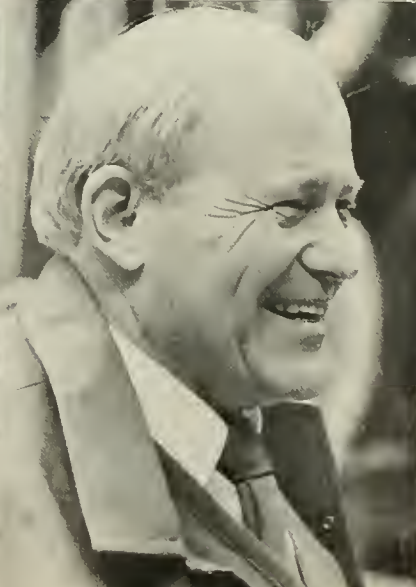

AM 65  
FM 88

the Baltimore Morning Sun has a daily circulation of over 200,000 and over 400,000 on Sunday. In all, of the 16 daily newspapers that give the Terrapins blanket coverage, some 4 million or more readers will follow the Terrapin athletic teams.

Along with the print coverage, the Terps get game coverage from the seven television stations in the two cities: WRC, WTTG, WJLA, and WDVM in Washington and WMAR, WBAL, and WJZ in Baltimore along with their radio affiliates as well as numerous other radio stations in DC and around the state. They do frequent individual interviews with the coaches and athletes.

Both wire services staff the Terrapin games with Regional Sports Editors Gordon Beard of the Baltimore Bureau of the Associated Press and Don Cronin of the Washington Bureau of United Press International.

With Washington, DC, the News Capital of the World, every major publication and news outlet has a staff in Washington giving Maryland national coverage of all major athletic events.



# Maryland wins ACC Tourney

**Terps hold off  
Wake Forest in  
semis, 66-64**

---

*... I was going to screw the trophy on the hood of my car and drive around North Carolina for a week, but I'm too old. I'm going home and go to sleep...!*

—Triumphant Lefty Driesell

---

**Terrapins spill  
Wolfpack, 69-63**

## **CHAMPS**

Driesell, Terps finally catch one that doesn't get away

## **LEN BIAS PROVED HIS POINT**

**Maryland wins ACC tourney opener**




*Determined Terps rally to topple Duke 74-62*

Driesell enjoys ACC's pinnacle

**Maryland's long-awaited ACC title was secured with surprising ease**

*Driesell's New Dream:*

*National Championship*





**Cole Field House**  
**Home of the Terrapins**



WELCOME TO THE STATE!!

STATE  
SCOREBOARD  
TIME  
SCORE



# Lefty's Pro Picks

1971

**BARRY YATES**  
8th Round  
Philadelphia 76'ers

1973

**BOB BODELL**  
10th Round  
Seattle Superonics

**JIM O'BRIEN**

3rd Round  
Portland Trailblazers  
New York Nets

**HOWARD WHITE**

14th Round  
Washington Bullets

1974

**TOM McMILLEN\***  
1st Round - 9th Pick  
Buffalo Braves  
Atlanta Hawks  
Washington Bullets

**LEN ELMORE\***

1st Round - 13th Pick  
Washington Bullets  
Milwaukee Bucks  
New Jersey Nets  
New York Knicks

Retired this fall to enter Harvard Law School.

1975

**OWEN BROWN**  
9th Round  
Phoenix Suns

**MO HOWARD**

2nd Round  
Cleveland Cavaliers

**TOM ROY**

2rd Round  
Portland Trailblazers

1976

**JOHN LUCAS\***

1st Round - 1st Pick  
Houston Rockets  
Golden State Warriors  
Washington Bullets  
San Antonio Spurs  
Houston Rockets

1977

**BRAD DAVIS\***

1st Round - 15th Pick  
Los Angeles Lakers  
Dallas Mavericks

**STEVE SHEPPARD**

2nd Round  
Chicago Bulls

1978

**LAWRENCE BOSTON**  
4th Round  
Washington Bullets

1979

**LARRY GIBSON**  
3rd Round  
Milwaukee Bucks  
Italy

1981

**BUCK WILLIAMS\***  
1st Round - 3rd Pick  
New Jersey Nets

**ALBERT KING\***

1st Round 10th Pick  
New Jersey Nets

**ERNEST GRAHAM**

3rd Round  
Philadelphia 76ers

**GREG MANNING**

7th Round  
Denver Nuggets

1982

**CHARLES PITTMAN\***  
3rd Round  
Phoenix Suns

1984


**BEN COLEMAN**  
2nd Round  
Chicago Bulls

**HERMAN VEAL**

6th Round  
Phoenix Suns

**MARK FOTHERGILL**

8th Round  
Phoenix Suns



\* Playing on 1984-85 NBA team

# *LEFTY'S ALL-AMERICANS*

**FRED HETZEL** — Davidson — 1964-65

2032 Career Points  
1094 Career Rebounds

**DICK SNYDER** — Davidson — 1966

1693 Career Points

**MIKE MALOY** — Davidson — 1969

1191 Career Points  
768 Career Rebounds

**TOM McMILLEN** — Maryland — 1971-72-73

1807 Career Points  
859 Career Rebounds

**LEN ELMORE** — Maryland — 1973-74

1017 Career Points  
1053 Career Rebounds (ALL-TIME RECORD)

**JOHN LUCAS** — Maryland — 1975-76

2015 Career Points  
514 Career Assists (ALL-TIME RECORD)

**ALBERT KING** — Maryland — 1980-81

2058 Career Points (ALL-TIME RECORD)  
715 Career Rebounds

## *COACH DRIESELL'S ALL-TIME COLLEGE COACHING STATISTICS*

YEAR	Shooting						Rebounds		Scoring		W	L
	FGA	FGM	PCT	FTA	FTM	PCT	MD AVG	OPP AVG	MD AVG	OPP AVG		
1960-61	1,321	571	.432	596	407	.683	41.6	38.9	67.4	69.8	9	14
1961-62	1,411	617	.437	679	493	.726	42.7	39.4	69.1	69.8	14	11
1962-63	1,632	792	.485	641	477	.744	42.8	33.9	76.3	65.8	20	7
1963-64	1,644	894	.543	722	534	.739	45.2	34.3	89.3	70.5	22	4
1964-65	1,784	908	.509	672	484	.720	47.3	38.4	88.5	70.9	24	2
1965-66	1,713	877	.512	739	563	.762	43.2	37.4	82.8	70.8	21	7
1966-67	1,645	760	.466	709	537	.757	43.0	40.1	76.6	71.1	15	12
1967-68	1,791	885	.494	795	562	.708	46.6	37.6	80.5	68.9	24	5
1968-69	2,105	984	.467	886	645	.728	51.0	39.2	87.1	73.6	27	3
1969-70	1,709	781	.457	586	417	.712	42.5	41.6	76.1	74.7	13	13
1970-71	1,650	735	.445	715	480	.715	44.4	40.3	75.0	73.4	14	12
1971-72	1,877	929	.495	786	586	.746	43.4	32.5	76.4	65.8	27	5
1972-73	2,094	1,089	.520	606	435	.718	45.4	34.8	87.1	74.2	23	7
1973-74	1,983	1,012	.510	504	376	.746	48.9	38.1	85.7	69.0	23	5
1974-75	1,918	1,049	.547	672	509	.757	43.5	34.5	89.9	74.6	24	5
1975-76	1,854	996	.537	629	477	.758	10.2	36.6	88.2	74.3	22	6
1976-77	1,645	850	.516	566	415	.733	38.8	36.2	78.3	74.1	19	8
1977-78	1,829	935	.509	599	433	.722	42.4	37.7	82.1	79.5	15	13
1978-79	1,897	954	.503	600	430	.717	38.5	34.5	77.9	74.7	19	11
1979-80	1,789	985	.551	706	511	.724	35.1	32.3	80.0	71.8	24	7
1980-81	1,774	943	.532	649	467	.720	35.3	30.8	75.9	69.8	21	10
1981-82	1,359	651	.479	634	476	.751	30.2	27.7	61.3	58.8	16	13
1982-83	1,672	820	.490	724	496	.685	36.6	34.1	74.1	71.4	20	10
1983-84	1,745	941	.539	702	509	.725	33.7	33.1	74.7	67.2	24	8

# TERRAPIN NOTES

## LEFTY SETS WINNING WAYS EARLY

Maryland has had only five basketball coaches in 60 years of competition and it took Driesell less than 13 years to establish himself as the winningest coach in Maryland history. H. Burton Shipley won 243 games in 24 years while Bud Millikan had 242 victories in 17 years. Flucie Stewart coached three years and Frank Fellows, two. At the close of his 13th year as Terrapin coach, Lefty had 260 wins. Now after 15 years, he has 304.

## NATIONAL RANKINGS

In 24 years of coaching, Driesell has guided 14 teams to Top 20 national rankings. On 9 of these years, they have been in the Top 10.

## FIELD GOAL % RECORDS

The 1983-84 Terrapins ranked 5th best in field goal %, hitting. Other top finishes in the nation for shooting accuracy were 2nd in 1974, (.510%), and 2nd in 1980, (.551%). They led the nation in 1976 with a .537% and set a new NCAA record in 1975 as they shot .547%.



## IT'S NICE TO PLAY AT HOME

During his 15 years coaching in Cole Field House, Lefty's record shows a big advantage playing at home. The Terps have played 210 games and won 188 while losing only 38. This is a .832% winning mark.

## "SWEET 16"

When Maryland advanced to the second round of the Mideast Regional last season to play Illinois, in Rupp Arena, it was the second time Lefty's teams had gone to the Sweet 16. They advanced there in 1980 to play Georgetown in the Spectrum.

## 13 POST SEASON TEAMS THIS YEAR — FOR SURE

This year's schedule highlights 13 teams that played in the NCAA and NIT tournaments. Terp opponents this year from the NCAA field include Duke, North Carolina, Virginia, Wake Forest, Alabama, Dayton, Nevada Las Vegas and West Virginia. The other NCAA entrant is Kansas, the Terps opener in the Great Alaskan Shootout over the Thanksgiving holidays. In the NIT were Georgia Tech, North Carolina State, Notre Dame, and Ohio State. Additional possibilities from the NCAA post season play are Alabama-Birmingham and Illinois in the Great Alaskan Shootout and Arkansas in the Rainbow Classic. From last year's NIT participants, Oregon and Tennessee are in the Alaskan Shootout and Iowa State in the Rainbow Classic.

## NO TOBACCO ROW TEAM FOR TITLE THIS TIME

When the Terps won the ACC Championship with the 74-62 win over Duke, it marked only the fourth time that a school from outside the state of North Carolina had won the title. However, it was the third time that it was captured within the confines of the state. Maryland had also won the title (the only one until last year) in Raleigh, NC in 1958 and South Carolina won it in Greensboro in 1971. Virginia won the championship in 1976 in Landover, MD, the first time in the history of the ACC that the Championship game had been moved outside the state of North Carolina. It left Tobacco Row for the second time when it was played two years ago in Atlanta, GA.

## ALL-TIME TERP CAREER SUCCESS

Albert King became Maryland's all-time leading scorer in 1981 with 2,058 points, passing John Lucas's 2,015. All of the top career scorers at Maryland are Driesell coached except Washington Bullet Coach Gene Shue, 1951-54 (1,397), 7th, and Bob Kessler, 1953-56 (1,256), 10th.

## TERP PLAYERS PLAY RANKED

With pride, Driesell can impress a young recruit that every high school player he has recruited for the Terps since his coming to Maryland in 1969, has played on at least one nationally ranked team during their four year career. Also, in his nine years at Davidson, each player he recruited there, played on a Top 10 team.

## THE BIG 3 OF ACC TOURNAMENTS

The Terps are only one of three teams in the ACC that have won over 10 ACC Tournament games in the past 10 years. Maryland has won 14 since 1973 while North Carolina has won 17 and Virginia, 10.

## OVERTIME(S)

The Terps were involved in three overtime games during the 1983-84 season — or rather overtime(s). They played back-to-back double overtime games against Georgia Tech, 2/4 and Wake Forest, 2/8, both away and lost both. Then a triple overtime at Clemson 10 days later, 2/18, and a 67-66 win. It was the Terps' first triple overtime game since the 1978-79, 3-OT, 67-65 win over Rhode Island in the 1st round of the NIT. The only other in Lefty's 15 years at College Park was the 1977-78 season with the 3-OT victory over NC State in the 1st round of the ACC Tournament.

## LEFTY WAS A GOOD GUY

Now hear this: Lefty was not whistled for a technical foul during the entire 1983-84 season. Clemson's Bill Foster, Duke's Mike Krzyzewski and Virginia's Terry Holland tied for technical fouls among the ACC coaches last year, each having 3 in the regular season. North Carolina's Dean Smith and Wake Forest's Carl Tacy had two each. Georgia Tech's Bobby Cremins had one.

## TERPS AND CAVALIERS LOOK FORWARD TO IT


Maryland and Virginia have closed out the ACC regular season play the past 8 years, from the 1975-76 season, alternating home-away games. They'll do it again this year in Charlottesville, March 3.

## "BIG COLE" BRINGS IN THE FANS

Nearly 2.5 million fans have come to Cole Field House to watch the Terps since Driesell took over 15 years ago. For the past 13 years Maryland has led the ACC in total attendance, over 200,000 fans per season and over 13,000 per game. The year before Driesell came to Maryland the Terps drew 66,500 for 10 games, an average of 6,650 per game.

## 49 A HALF

The 49 points scored by the Terps in the second half against Virginia in the final game of last season were the most scored by the Terps in a half in the regular season. Against the Terps, Duke and Wake Forest scored 49, Duke in the first half and Wake in the second half, both at Cole.



In the ACC championship game against Duke, they scored 47 points in the second half, 20 more than in the first half.

## WINNING WAYS OUTSIDE ACC

Against non-conference opponents, Driesell has an amazing 178-31 win record in his 15 years for a .852 winning percent.

## DRIESSELL TWICE COACH OF THE YEAR

Driesell has twice been named ACC Coach of the Year. The first time came in 1975 when he led Maryland to a 24-5 record and a 5th place in the national rankings, along with the 1st place ACC finish. The second time came in 1980 when the Terrapins were ranked nationally in both AP and UPI polls with a 24-7 record.

## 7 ACTIVE IN THE NBA — 3 DRAFTED

Seven of Driesell's Terrapin players are now playing in the NBA: John Lucas, San Antonio; Brad Davis, Dallas; Buck Williams and Albert King, New Jersey Nets; Charles Pittman, Phoenix; Len Elmore, New York; and Tom McMillen, Washington. Elmore just retired to enter Harvard Law School.

Drafted this summer from last year's team were center Ben Coleman, 2nd round by the Chicago Bulls and Herman Veal, 6th round and Mark Fothergill, 8th round, both by Phoenix.

# To The News Media

We hope the 1984-85 edition of Maryland Basketball will be helpful as you cover the Terrapins this winter. With this book goes an invitation to visit us as often as possible. Our offices are located in Cole Field House, room 1145.

Should you desire additional information, feature materials or photographs please address your requests to the Sports Information Office.

**PLAYER INTERVIEWS:** Contact the Sports Information Office for player interviews at least a day in advance and we will make every attempt to accommodate your request. All interview requests will be passed along to the Basketball office to assure the player keeping the appointment once it is scheduled.

Interview requests for Coach Driesell and his staff should be handled the same way.

**HOME GAMES:** A working press room is located one flight up from the rear entrance of Cole Field House. Electrical outlets are available there along with telephones. The sports information office will have two telecopiers but if you have a deadline to meet we would suggest you bring a telecopier along. We will send your copy at no charge on our machines based on deadline requirements. There may be a problem on a late TV game.

**GAME SERVICES:** Pre-game notes and updated statistics will be available prior to the games. A running play-by-play and full statistical summary sheets are distributed at halftime and after the game. Coaches' quotes are made available following all conference games.

**PRESS ROW:** Working press will be seated on the floor level of Cole Field House on the West side.

**UPPER PRESS:** The Radio announcers and TV along with film cameras are located in the West press box, one flight up from the promenade level.

**PHOTOGRAPHERS:** All photographers on assignment working on the floor will pick up an arm band prior to the game and must display it at all times. Photographers are not allowed in the bench area.

**POST GAME INTERVIEWS:** Maryland will follow the ACC interview policy with the winning locker room open 10 minutes after the game to all press for 20 minutes. The locker room will then be cleared and the losing team locker room will open. The winning coach will meet the press outside the locker room 10 minutes after the game with the losing coach following same procedure when his locker room opens.

**PRESS PARKING:** Press parking is available on the North Side of Cole Field House on the promenade of Byrd Stadium.

**WEEKLY PRESS LUNCHEONS:** Every attempt will be made to hold a weekly luncheon in Cole Field House with Coach Driesell. Due to the schedule and travel plans the day of the week will vary and a schedule will be sent out in advance. They will be scheduled to provide you the most assistance in your coverage of the Maryland Basketball program.

## STAFF TELEPHONE NUMBERS:

JACK ZANE (Maryland '60)  
Assistant Athletic Director  
Sports Information Director  
Office: (301) 454-2123  
(301) 864-4076  
Home: (301) 322-3265

JOE F. BLAIR (Missouri '50)  
Assistant Sports Information Director  
Home: (301) 589-6883

STEVE REAR  
Assistant Sports Information  
Home: (301) 439-7432

MARY BALDWIN  
Secretary

## BASKETBALL OFFICE TELEPHONE: (301) 454-2126



# OFFICIAL NCAA BASKETBALL BOX SCORE

March 9, 1984, Greensboro Coliseum, NC  
ACC—1st Round—FINAL BOX  
N.C. STATE

VISITORS (Last Name, First)		FG	FGA	FT	FTA	REB	PF	TP	MIN	A	TO	BLK	S
No.													
43	Charles, Lorenzo	f	3	6	3	5	8	2	9	35	0	2	1
32	Pierre, Russell	f	4	7	1	2	9	4	9	34	2	3	0
45	McQueen, Cozell	c	6	12	6	11	9	2	18	39	3	0	1
22	Webb, Anthony	g	4	16	0	0	2	4	8	31	5	1	0
31	Myers, Ernie	g	3	8	1	2	4	7	29	2	2	0	2
24	Gannon, Terry	g	4	7	0	0	1	0	8	13	1	0	0
23	Bolton, Bennie	g	0	0	0	0	0	1	0	2	1	0	0
34	Butts, Rodney	g	0	0	0	0	0	0	1	0	0	0	0
12	McClain, George	g	0	0	0	0	0	2	0	0	0	0	0
30	Thompson, Harold	g	2	4	0	0	3	1	4	13	0	0	0
42	Warren, Mike	g	0	0	0	0	0	0	1	0	0	0	0
Team Rebounds (included in Totals)		3											
TOTALS		26	60	11	20	39	20	63	200	14	8	2	5
FG %: 1st Half 12/28—42.9%		2nd Half 14/32—43.9%		Game 43.3%		Deadball							
FT %: 1st Half 7/14—50.0%		2nd Half 4/6—66.7%		Game 55.0%		Rebounds 3							

HOME		FG	FGA	FT	FTA	REB	PF	TP	MIN	A	TO	BLK	S
No.													
34	Bias, Len	f	7	13	1	1	7	2	15	40	4	1	0
42	Veal, Herman	f	2	7	0	0	10	3	4	32	2	1	1
54	Coleman, Ben	c	8	12	2	3	8	2	18	39	3	1	1
10	Adkins, Jeff	g	2	5	1	2	2	1	5	22	2	0	1
24	Branch, Adrian	g	4	9	4	5	1	4	12	29	4	0	1
3	Gatlin, Keith	g	3	8	7	9	2	3	13	33	5	3	0
22	Fothergill, Mark	g	1	1	0	0	1	2	2	0	0	0	0
32	Long, Terry	g	0	0	0	0	2	1	0	3	0	0	0
Team Rebounds (included in Totals)		3											
TOTALS		27	55	15	20	35	17	69	200	20	6	4	2
FG %: 1st Half 16/30—53.3%		2nd Half 11/25—44.0%		Game 49.1%		Deadball							
FT %: 1st Half 2/2—100.0%		2nd Half 13/18—72.0%		Game 75.0%		Rebounds 1							
OFFICIALS: Lenny Wirtz, Tom Fraim, John Cloughery													
Technical Fouls: None													
Attendance: 16,662													
SCORE BY PERIODS		1st H.	2nd H.	OT	OT	FINAL							
N.C. STATE		31	32			63							
MARYLAND		34	35			69							



March 10, 1984, Greensboro Coliseum, NC  
ACC—Semi-Finals—FINAL BOX  
WAKE FOREST

VISITORS (Last Name, First)		FG	FGA	FT	FTA	REB	PF	TP	MIN	A	TO	BLK	S
No.													
21	Green, Kenny	f	7	17	0	7	3	14	38	0	0	1	1
3	Toms, Johns	f	1	3	0	0	3	3	22	1	0	0	0
55	Teachey, Anthony	c	6	13	4	4	11	3	16	38	2	1	0
15	Rudd, Delaney	g	10	17	0	0	2	4	20	35	6	2	0
20	Young, Danny	g	3	13	0	0	2	5	6	36	9	5	0
14	Bogues, Tyrone	g	0	1	0	0	0	0	5	0	0	0	0
22	Kepley, Chuck	g	0	1	0	0	0	0	3	0	1	0	0
34	Garber, Lee	g	3	5	0	0	7	2	6	21	2	2	0
53	Wessel, Craig	g	0	0	0	0	0	0	2	0	0	0	0
Team Rebounds (included in Totals)		1											
TOTALS		30	70	4	4	33	20	64	200	20	12	1	8
FG %: 1st Half 10/34—29.4%		2nd Half 20/36—55.6%		Game 42.9%		Deadball							
FT %: 1st Half 0/0—0.0%		2nd Half 4/4—100.0%		Game 100.0%		Rebounds 0							


HOME		FG	FGA	FT	FTA	REB	PF	TP	MIN	A	TO	BLK	S
No.													
34	Bias, Len	f	7	13	1	3	7	0	15	36	3	3	0
42	Veal, Herman	f	3	4	0	0	7	3	6	26	3	0	0
54	Coleman, Ben	c	6	9	4	5	6	2	16	38	2	5	0
10	Adkins, Jeff	g	2	4	2	4	3	0	6	23	5	2	0
24	Branch, Adrian	g	7	11	2	3	5	3	16	32	1	5	2
3	Gatlin, Keith	g	3	4	0	1	1	1	6	28	8	1	0
22	Fothergill, Mark	g	0	1	0	0	1	1	0	6	0	1	0
32	Long, Terry	g	0	0	1	2	2	1	1	11	0	1	0
Team Rebounds (included in Totals)		1											
TOTALS		28	46	10	18	33	11	66	200	22	18	2	8
FG %: 1st Half 15/23—65.2%		2nd Half 13/23—56.5%		Game 60.9%		Deadball							
FT %: 1st Half 3/4—75.0%		2nd Half 7/14—50.0%		Game 55.6%		Rebounds 0							
OFFICIALS: Lenny Wirtz, Tom Fraim, Jim Burch													
Technical Fouls: None													
Attendance: 16,662													
SCORE BY PERIODS		1st H.	2nd H.	OT	OT	FINAL							
WAKE FOREST		20	44			64							
MARYLAND		33	33			66							

# OFFICIAL NCAA BASKETBALL BOX SCORE

March 11, 1984, Greensboro Coliseum, NC  
ACC—FINALS—CHAMPIONSHIP GAME—FINAL BOX  
DUKE

VISITORS (Last Name, First)														
No.		FG	FGA	FT	FTA	REB	PF	TP	MIN	A	TO	BLK	S	
32	Alarie, Mark	f	4	10	1	4	7	2	9	36	4	2	0	2
45	Meagher, Dan	f	5	9	2	2	5	3	12	34	2	3	0	1
21	Bilas, Jay	c	3	4	0	0	7	3	6	22	1	2	1	0
4	Amaker, Tommy	g	3	5	0	0	3	2	6	36	3	4	0	0
24	Dawkins, Johnny	g	11	23	0	0	4	3	22	37	3	7	0	3
11	McNeeley, Doug		0	0	0	0	1	0	8	0	0	0	0	0
12	Henderson, David		2	9	3	4	1	4	7	27	3	1	0	1
Team Rebounds (included in Totals)														
TOTALS		28	60	6	10	31	18	62	200	16	19	1	7	
FG %: 1st Half 14 27—51.9%		2nd Half 14 33—42.4%		Game 46.7%		Deadball								
FT %: 1st Half 2 4—50.0%		2nd Half 4 6—66.7%		Game 60.0%		Rebounds 2								

HOME														
No.		FG	FGA	FT	FTA	REB	PF	TP	MIN	A	TO	BLK	S	
34	Bias, Len	f	12	17	2	2	4	1	26	39	0	6	0	0
42	Veal, Herman	f	2	4	1	2	4	1	5	33	2	2	0	1
54	Coleman, Ben	c	6	12	2	2	9	3	14	38	2	2	1	1
10	Adkins, Jeff	g	2	2	3	3	3	3	7	13	2	2	1	0
24	Branch, Adrian	g	4	13	4	6	3	4	12	36	4	2	0	2
3	Gatlin, Keith		2	4	4	4	3	0	8	30	10	1	0	3
22	Fothergill, Mark		0	0	0	0	0	0	0	1	0	0	0	0
32	Long, Terry		1	1	0	0	2	0	2	7	0	0	0	1
11	Driesell		0	0	0	0	0	0	0	1	0	0	0	0
12	Baxter, Jeff		0	0	0	0	0	0	0	1	0	0	0	0
13	Holbert, Pete		0	0	0	0	0	0	0	1	0	0	0	0
Team Rebounds (included in Totals)														
TOTALS		29	53	16	19	29	13	74	200	20	15	2	8	
FG %: 1st Half 12 27—44.4%		2nd Half 17 16—65.4%		Game 54.7%		Deadball								
FT %: 1st Half 3 4—75.0%		2nd Half 13 15—86.7%		Game 84.2%		Rebounds 1								
OFFICIALS: Hank Nichols, Lenny Wirtz, Joe Forte														
Technical Fouls: None														
Attendance: 16,662														
SCORE BY PERIODS														
DUKE		30	32										62	
MARYLAND		27	47										74	



*ACC Title  
Celebration Ride*

